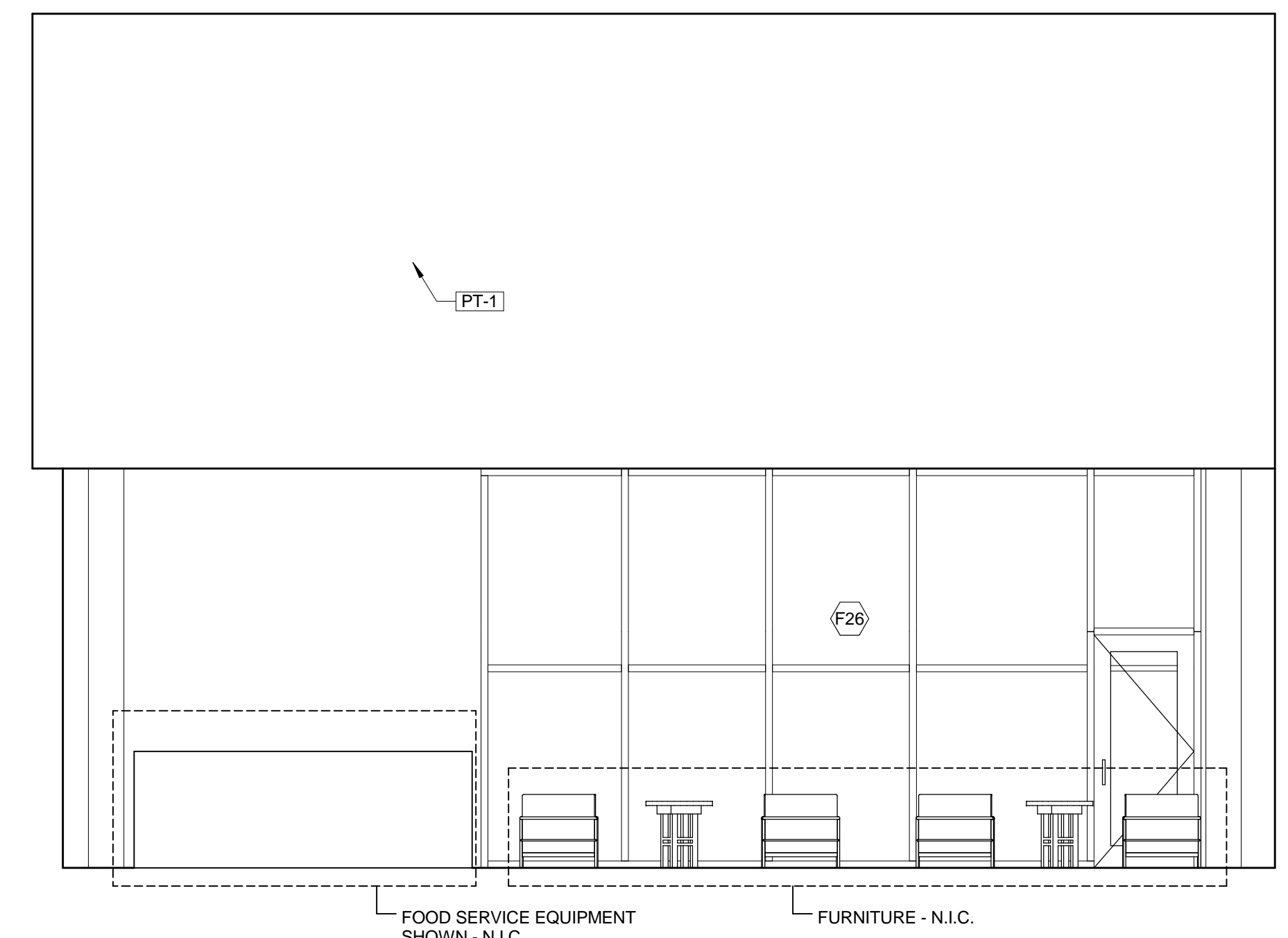
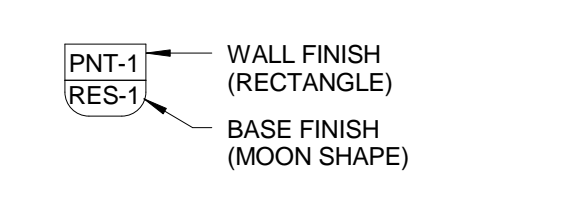


Drawing Name:	#	Revision Date	
		ADD.	DATE
INTERIOR ELEVATIONS - LOBBY	1	ADD.	FEBRUARY 24, 2012
	2	ADD.	MARCH 8, 2012
	3	ADD.	MARCH 8, 2012

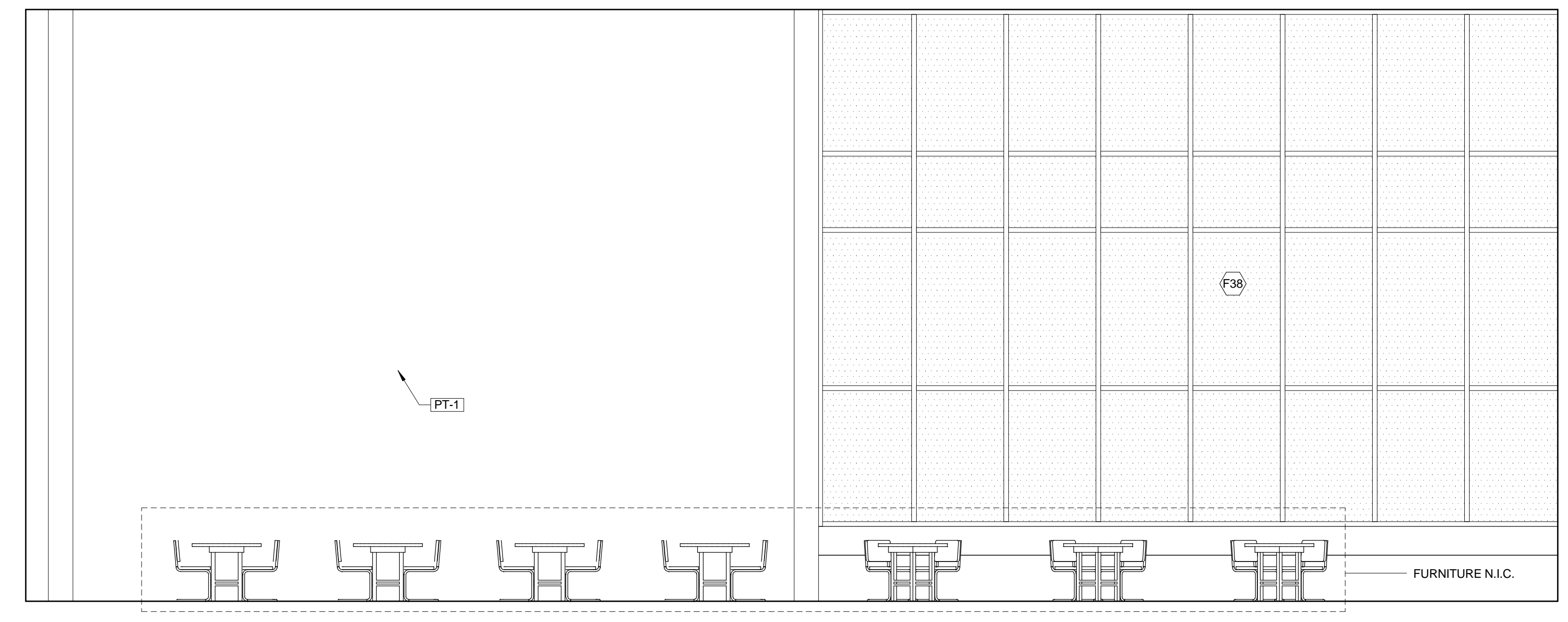
U of L Project Number:	Omni - 1105.00 Cannon - 03667.00
Project Number:	JANUARY 2012
Date:	
Drawn By:	KTV
Checked By:	DLA

- GENERAL NOTES**
- REFER TO GENERAL NOTES ON SHEET A-001.
 - DIMENSIONS ARE TO EDGE OF WALL OR CENTERLINE OF PANEL JOINT UNLESS OTHERWISE NOTED.
 - PROVIDE CAGE/PROTECTION FOR ALL EQUIPMENT & DEVICES IN M&E C/M.
 - ALL FURNITURE SHOWN IS NIC.
 - PROVIDE CONTROL JOINTS IN GYPSUM BOARD WALLS AT 30'-0" MAX. CONTROL JOINTS ARE SHOWN IN INTERIOR ELEVATIONS ONLY WHEN PENETRATED BY MECHANICAL/ELECTRICAL.
 - REFER TO MECHANICAL AND ELECTRICAL SHEETS FOR DUCTS, LOUVERS AND PENETRATION IN WALLS. PROVIDE ESCUTCHEONS WHERE MEP ITEMS PENETRATE WALL SURFACES.

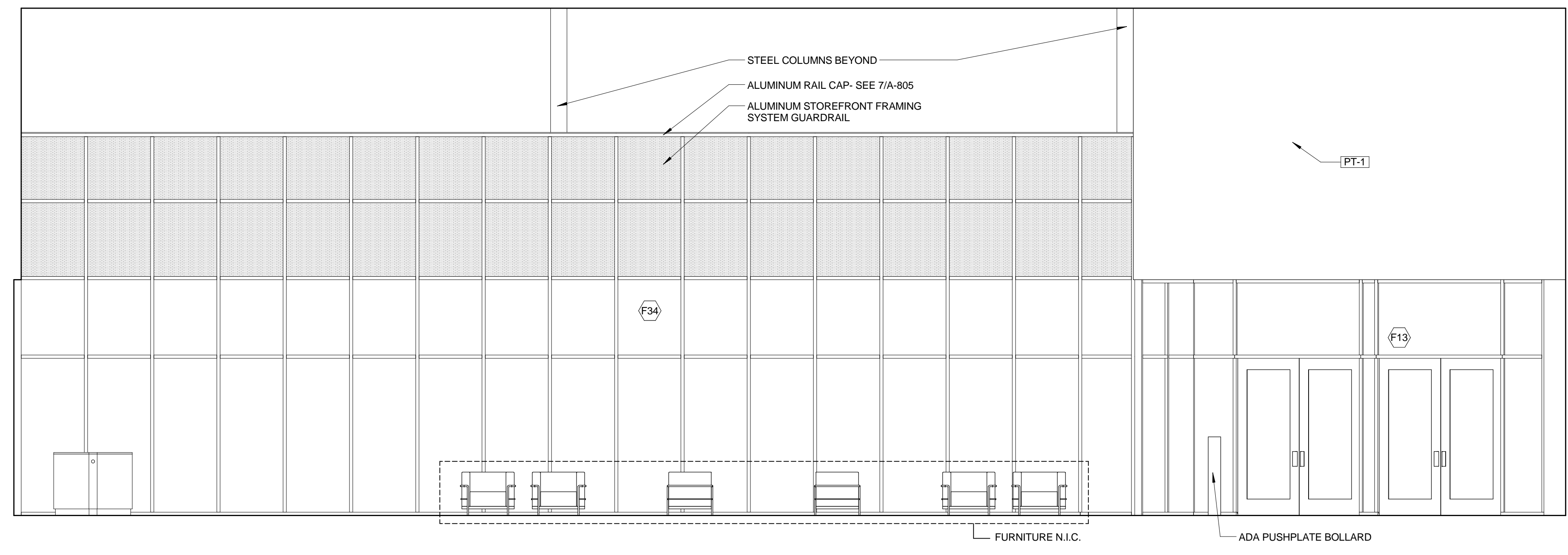
TYP. FINISH TAG
REF: SHEET A1200 FOR FINISH LEGEND



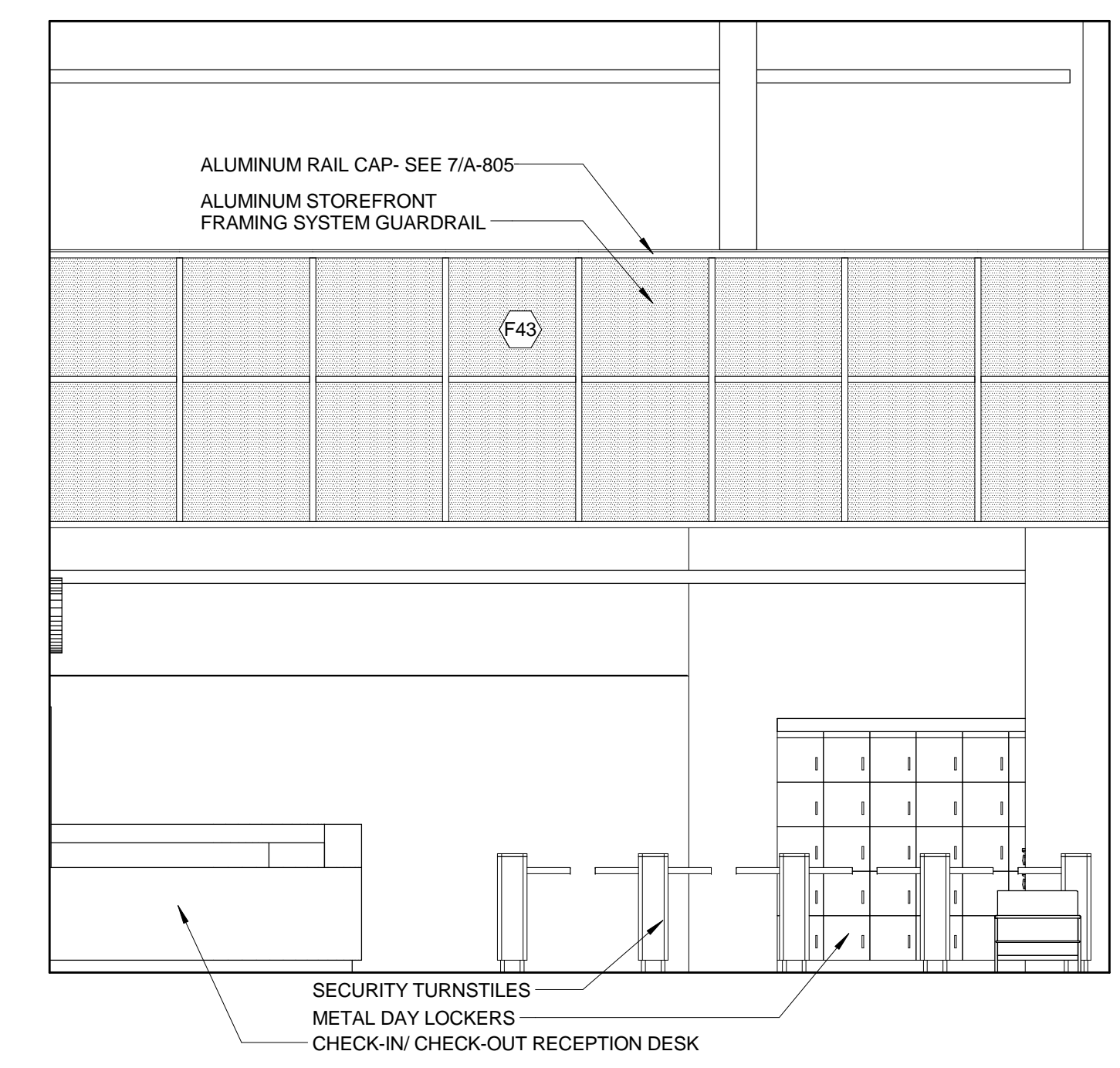
1 INTERIOR ELEVATION - LOBBY LOUNGE (W)
1/4" = 1'-0"



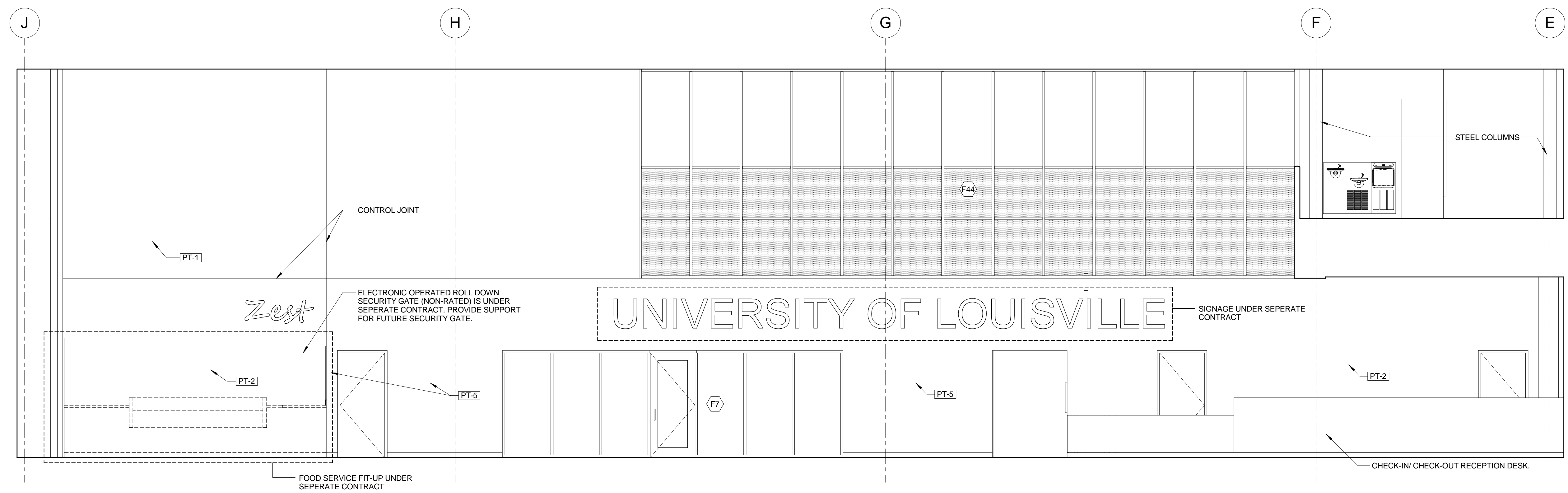
2 INTERIOR ELEVATION - LOBBY LOUNGE (E)
1/4" = 1'-0"



4 INTERIOR ELEVATION - LOBBY (N)
1/4" = 1'-0"

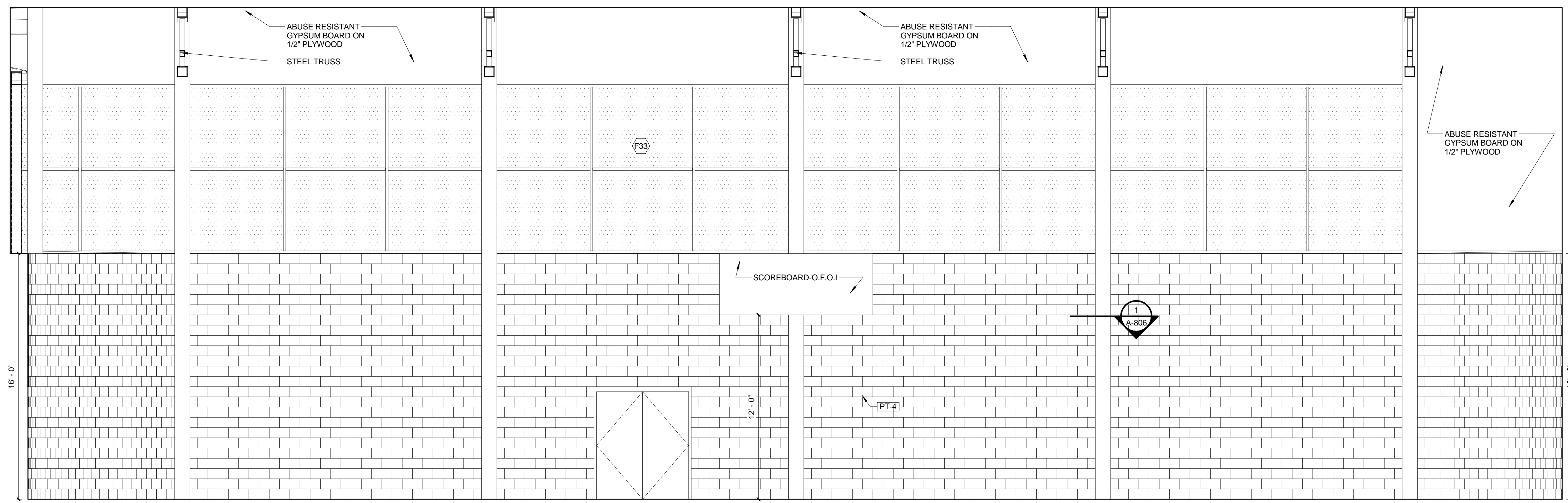


3 INTERIOR ELEVATION - LOBBY (W)
1/4" = 1'-0"



5 INTERIOR ELEVATION - LOBBY (S)
1/4" = 1'-0"

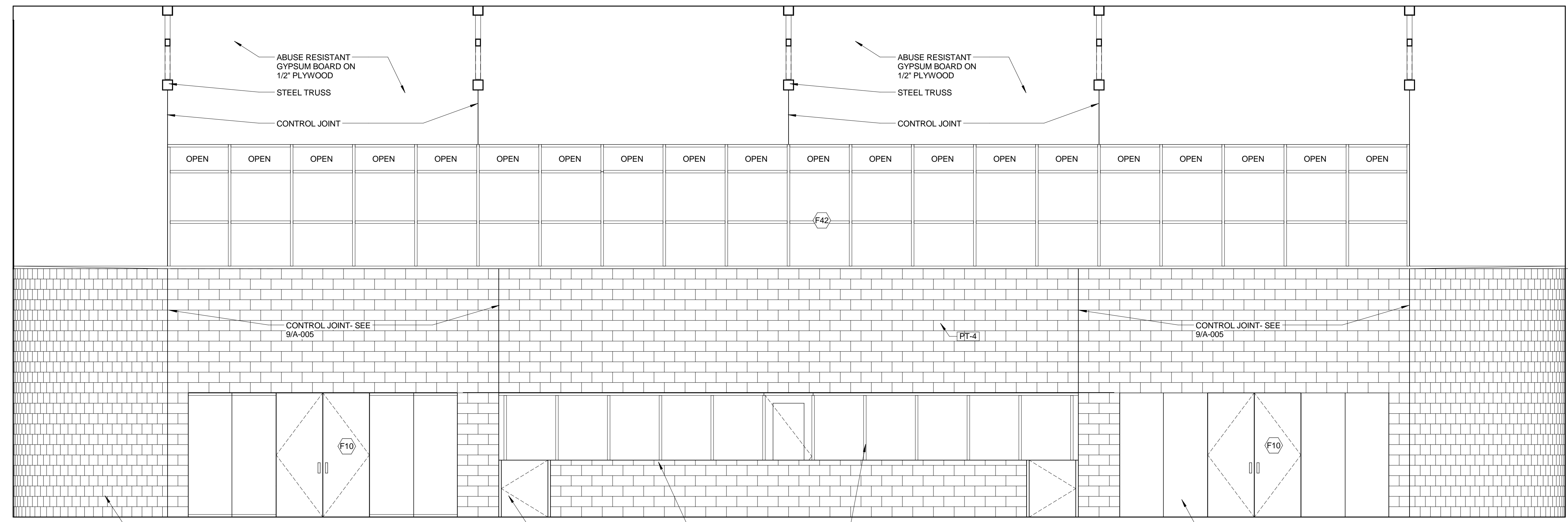
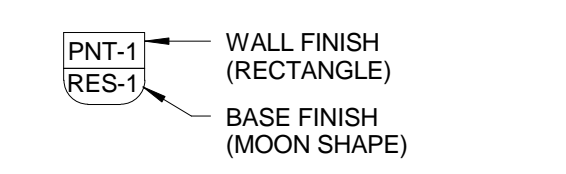
© Cannon Design 2010. All rights reserved. This document may be reproduced or transmitted in any form or by any means without prior written authorization by The Cannon Corporation.
 9/26/2012 9:48:00 AM



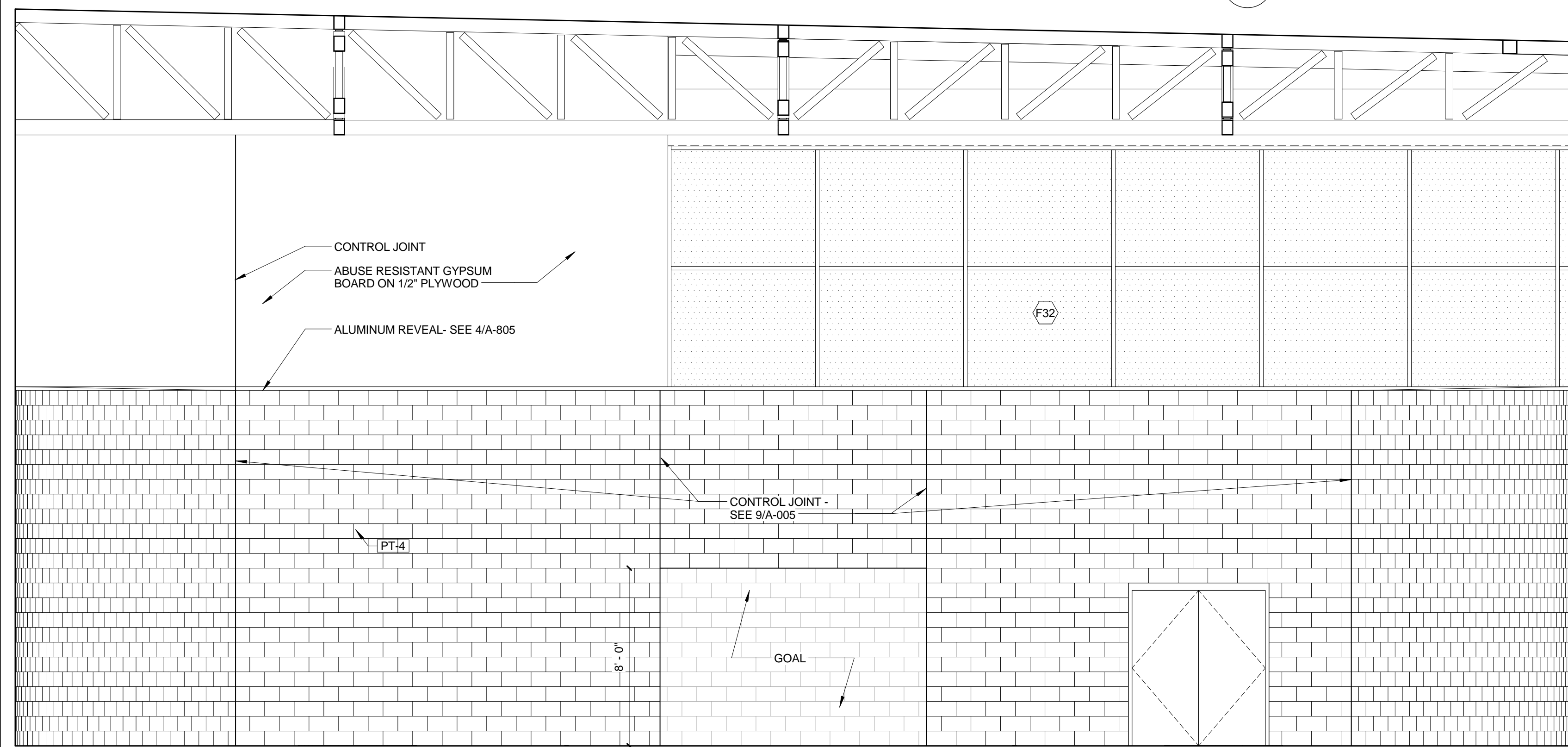
1 INTERIOR ELEVATION - MAC GYM (W)
1/4" = 1'-0"

- GENERAL NOTES**
- REFER TO GENERAL NOTES ON SHEET A-001.
 - DIMENSIONS ARE TO EDGE OF WALL OR CENTERLINE OF PANEL JOINT UNLESS OTHERWISE NOTED.
 - PROVIDE CAGE/PROTECTION FOR ALL EQUIPMENT & DEVICES IN MAC GYM.
 - ALL FURNITURE SHOWN IS NIC.
 - PROVIDE CONTROL JOINTS IN GYPSUM BOARD WALLS AT 30'-0" MAX. CONTROL JOINTS ARE SHOWN IN INTERIOR ELEVATIONS ONLY WHEN THEY AFFECT AESTHETICS.
 - REFER TO MECHANICAL AND ELECTRICAL SHEETS FOR DUCTS, LOUVERS AND PENETRATION IN WALLS. PROVIDE ESCUTCHEONS WHERE MEP ITEMS PENETRATE WALL SURFACES.

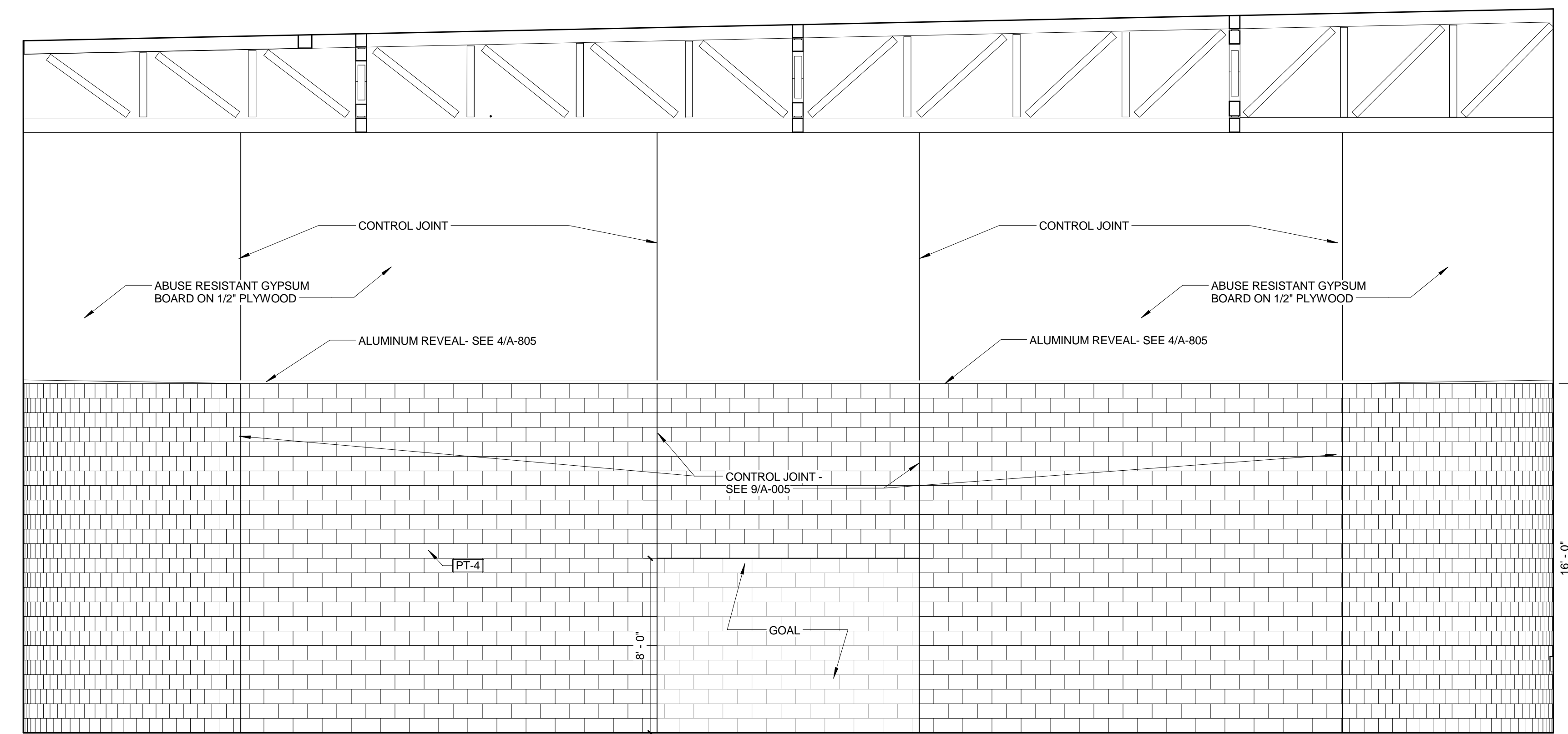
TYP. FINISH TAG
REF: SHEET A1200 FOR FINISH LEGEND



2 INTERIOR ELEVATION - MAC GYM (E)
1/4" = 1'-0"



4 INTERIOR ELEVATION - MAC GYM (S)
1/4" = 1'-0"



3 INTERIOR ELEVATION - MAC GYM (N)
1/4" = 1'-0"

Louisville, Ky

University of Louisville - Student Recreation Center (Bid Package, Phase #4)

212 North Upper Street
Lexington, Kentucky 40507-1001
p 859.252.6664 f 859.253.2358
www.omniarchitects.com



CANNONDESIGN

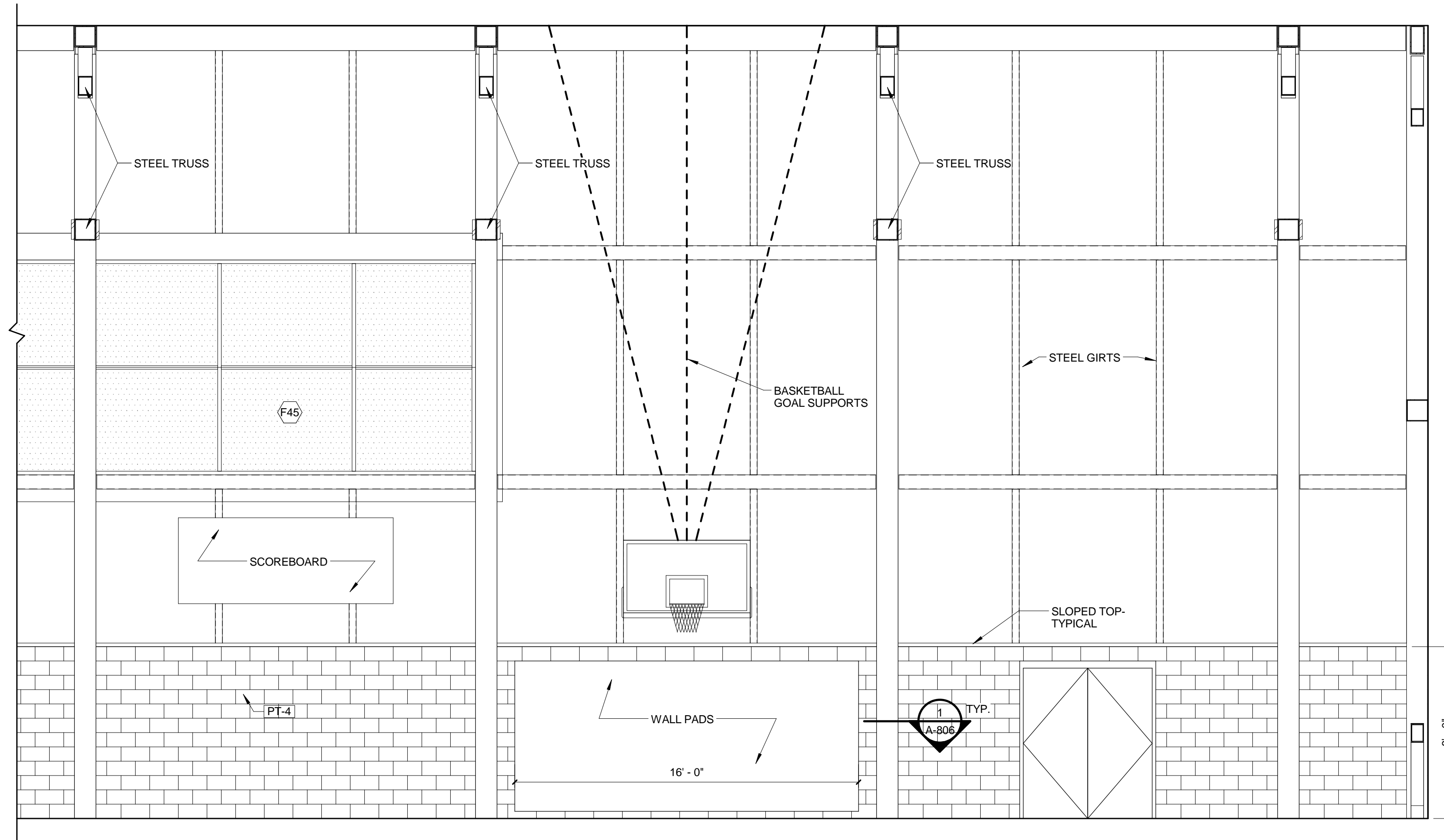
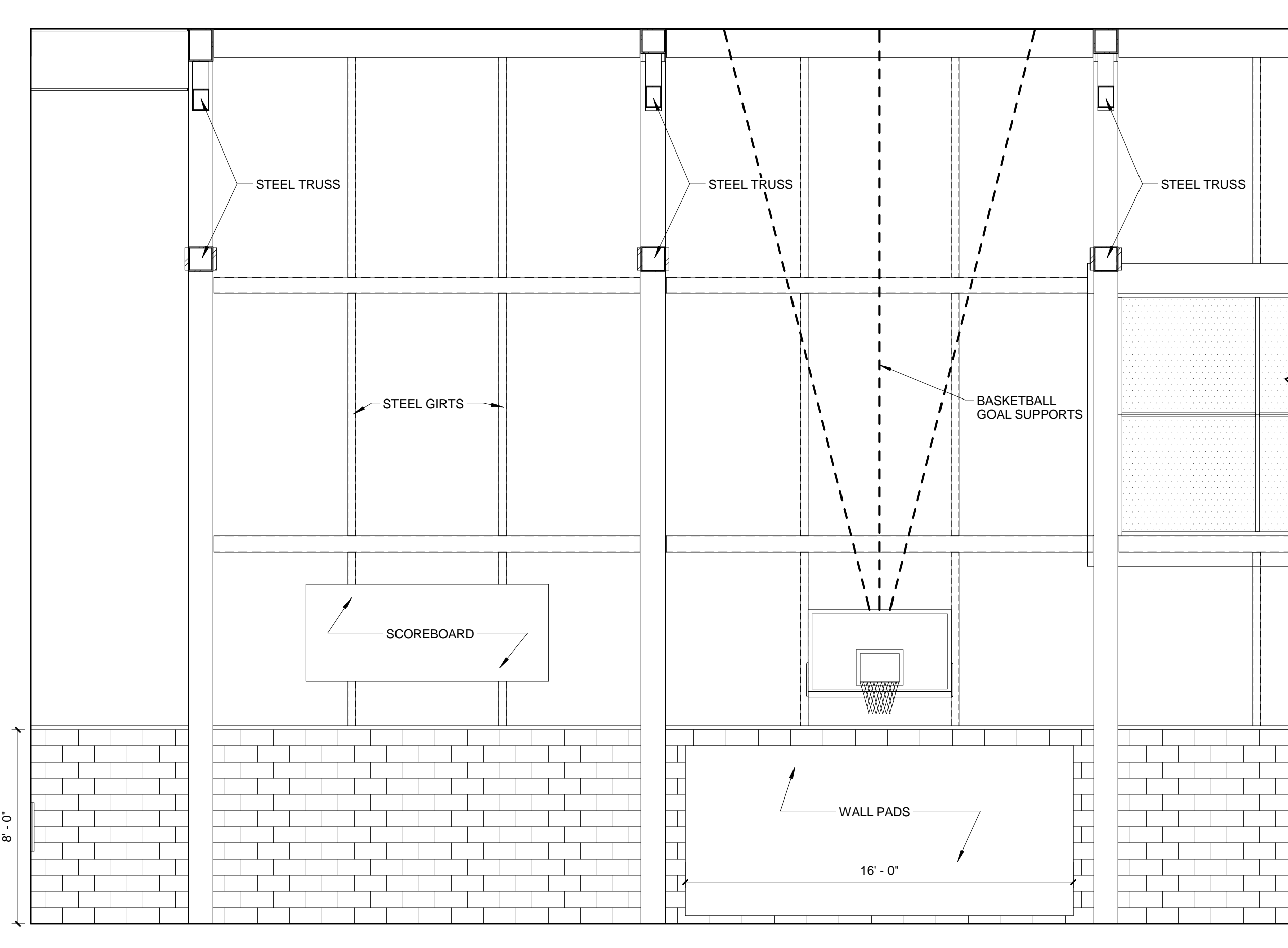


Revision Date	#	By	Checked	DLA
ADD. 3 March 8, 2012				

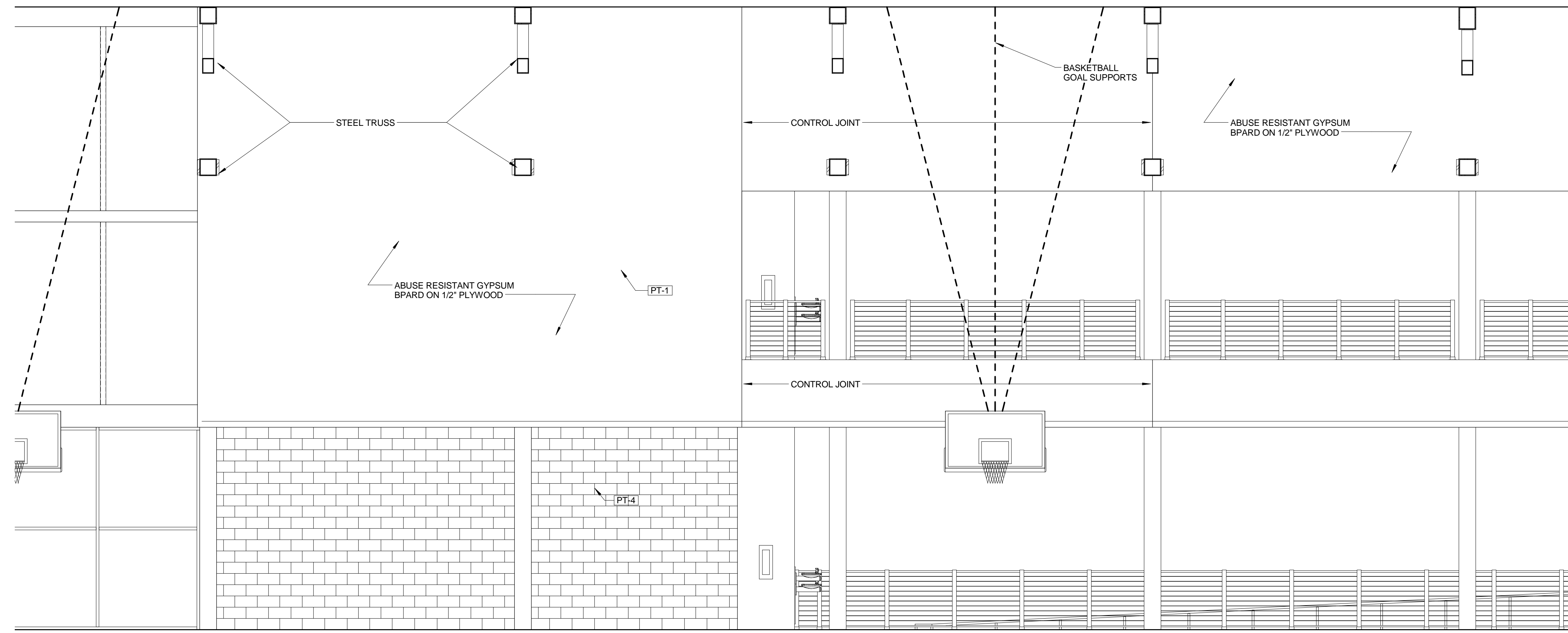
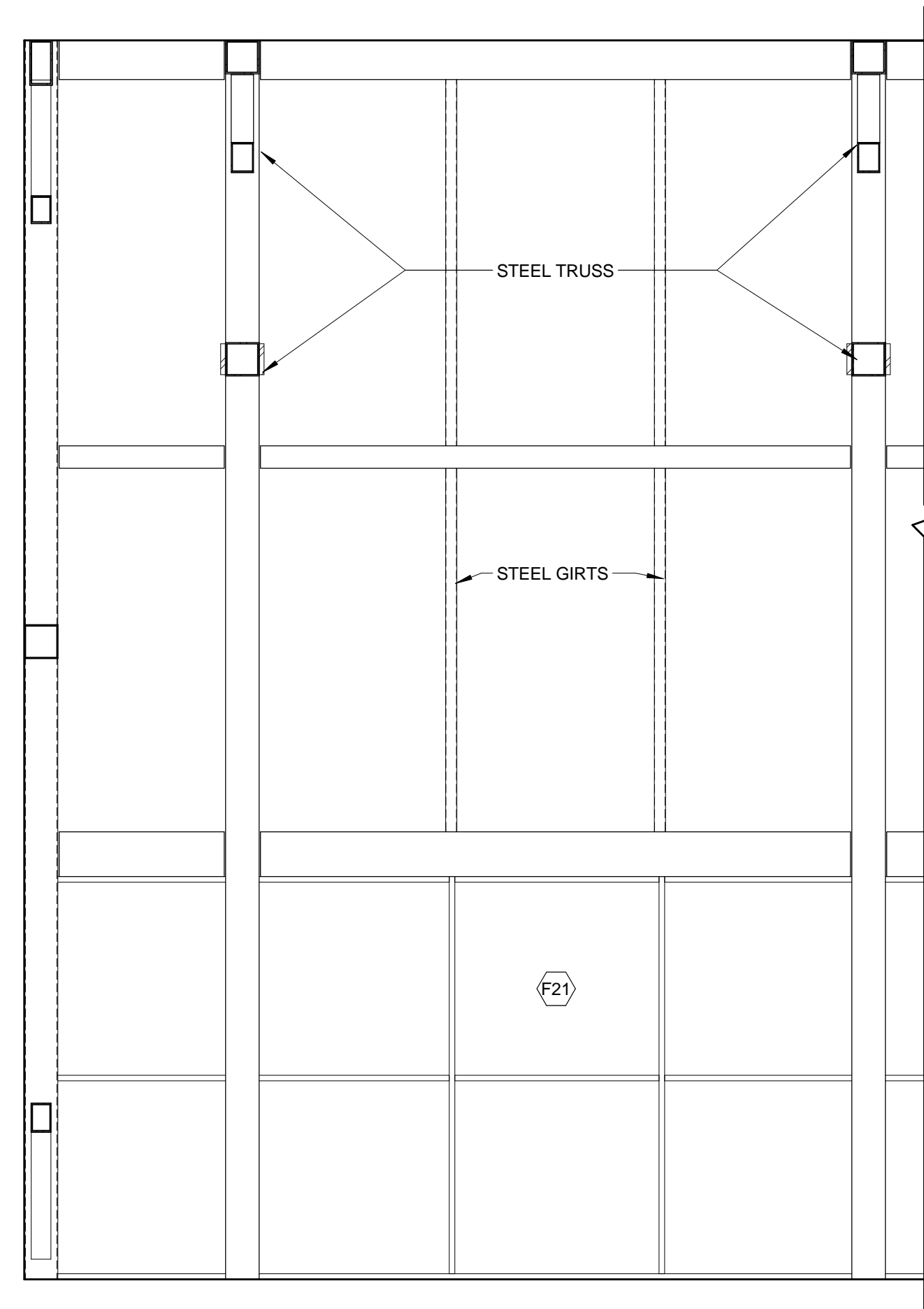
Drawing Name: INTERIOR ELEVATIONS - MAC GYM
U of L Project Number: Omni - 1105.00 Cannon - 03667.00
Project Number: Omni - 1105.00 Cannon - 03667.00
Date: JANUARY 2012
Drawn By: KTY
Checked By: DLA

A-603

© Cannon Design 2010. All rights reserved. This document may be reproduced or transmitted in any form or by any means without written authorization by The Cannon Corporation.
9/26/2012 9:48:21 AM



1 INTERIOR ELEVATION - GYM 1ST FL. (W)
1/4" = 1'-0"



2 INTERIOR ELEVATION - GYM 1ST FL. (E)
1/4" = 1'-0"

- GENERAL NOTES**
- REFER TO GENERAL NOTES ON SHEET A-001.
 - DIMENSIONS ARE TO EDGE OF WALL OR CENTERLINE OF PANEL JOINT UNLESS OTHERWISE NOTED.
 - PROVIDE CAGE/PROTECTION FOR ALL EQUIPMENT & DEVICES IN GYM.
 - ALL FURNITURE SHOWN IS NIC.
 - PROVIDE CONTROL JOINTS IN GYPSUM BOARD WALLS AT 30'-0" MAX. CONTROL JOINTS ARE SHOWN IN INTERIOR ELEVATIONS ONLY WHEN THEY AFFECT AESTHETICS.
 - REFER TO MECHANICAL AND ELECTRICAL SHEETS FOR DUCTS, LOUVERS AND PENETRATION IN WALLS. PROVIDE ESCUTCHEONS WHERE MEP ITEMS PENETRATE WALL SURFACES.

TYP. FINISH TAG
REF: SHEET A1200 FOR FINISH LEGEND

PNT-1 WALL FINISH (RECTANGLE)
RES-1 BASE FINISH (MOON SHAPE)

University of Louisville - Student Recreation Center (Bid Package, Phase #4) Louisville, Ky

Omni ARCHITECTS
212 North Upper Street
Lexington, Kentucky 40507-1001
p 859.252.6664 f 859.253.2358
www.omniarchitects.com

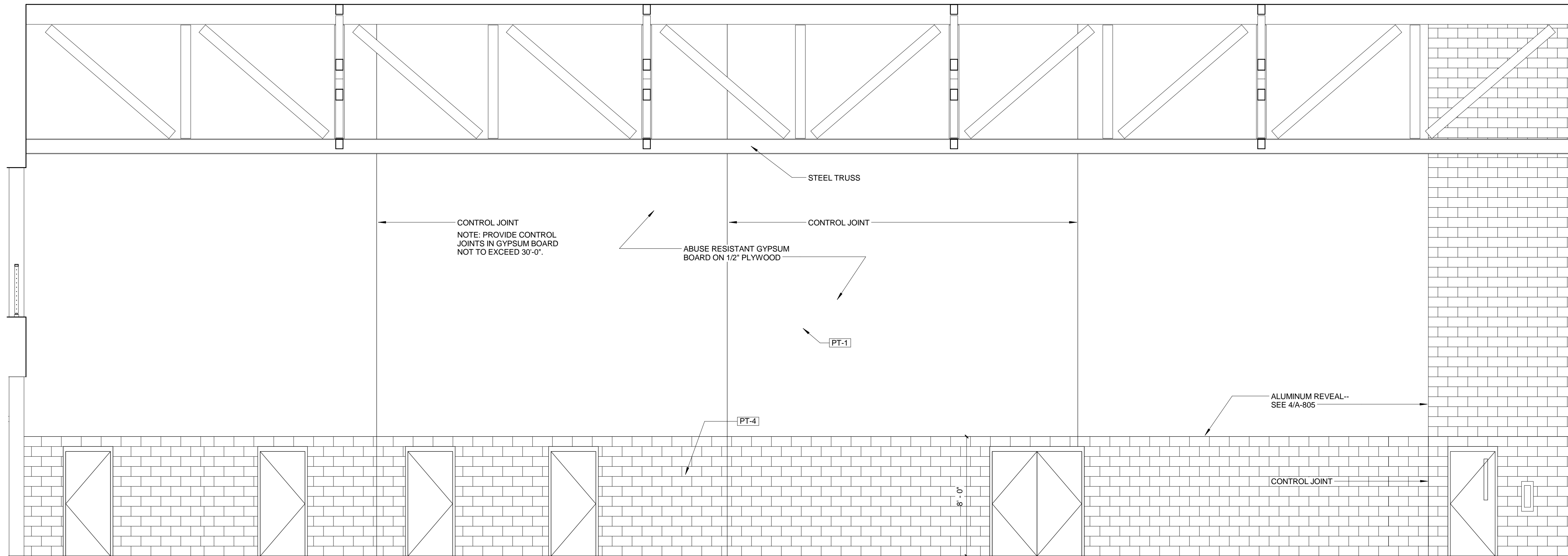
CANNONDESIGN



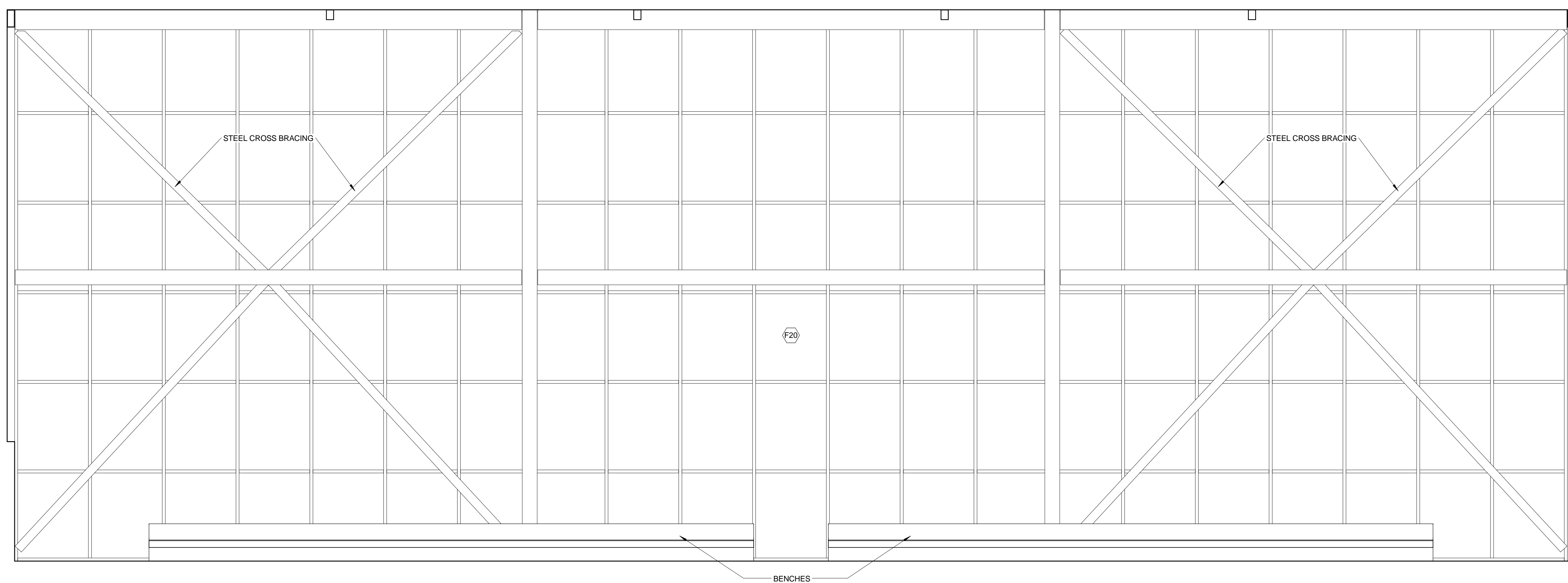
Drawing Name:	INTERIOR ELEVATIONS - GYMNASIUM LEVEL 01	#	Revision Date
U of L Project Number: <td>Omni - 1105.00 Cannon - 03667.00 <td>ADD. 3 <td>March 8, 2012 </td></td></td>	Omni - 1105.00 Cannon - 03667.00 <td>ADD. 3 <td>March 8, 2012 </td></td>	ADD. 3 <td>March 8, 2012 </td>	March 8, 2012
Project Number: <td>Omni - 1105.00 Cannon - 03667.00 <td></td> <td></td> </td>	Omni - 1105.00 Cannon - 03667.00 <td></td> <td></td>		
Date: <td>JANUARY 2012 <td></td> <td></td> </td>	JANUARY 2012 <td></td> <td></td>		
Drawn By: <td>KTV <td>Checked By: <td>DLA</td> </td></td>	KTV <td>Checked By: <td>DLA</td> </td>	Checked By: <td>DLA</td>	DLA

A-604

© Cannon Design 2010. All rights reserved. This document may be reproduced or translated in any form without prior written authorization by The Cannon Corporation.
9/26/2012 9:48:26 AM



1 INTERIOR ELEVATION - GYM 1ST FL. (S)
1/4" = 1'-0"



2 INTERIOR ELEVATION - GYM 1ST FL. (N)
1/4" = 1'-0"

GENERAL NOTES

- REFER TO GENERAL NOTES ON SHEET A-001.
- DIMENSIONS ARE TO EDGE OF WALL OR CENTERLINE OF PANEL JOINT UNLESS OTHERWISE NOTED.
- PROVIDE CAGE/PROTECTION FOR ALL EQUIPMENT & DEVICES IN GYM.
- ALL FURNITURE SHOWN IS NIC.
- PROVIDE CONTROL JOINTS IN GYPSUM BOARD WALLS AT 30'-0" MAX. CONTROL JOINTS ARE SHOWN IN INTERIOR ELEVATIONS ONLY WHEN PLACEMENT AFFECTS AESTHETICS.
- REFER TO MECHANICAL AND ELECTRICAL SHEETS FOR DUCTS, LOUVERS AND PENETRATION IN WALLS. PROVIDE ESCUTCHEONS WHERE MEP ITEMS PENETRATE WALL SURFACES.


TYP. FINISH TAG
REF. SHEET A1200 FOR FINISH LEGEND

PNT-1 WALL FINISH (RECTANGLE)
RES-1 BASE FINISH (MOON SHAPE)

© Cannon Design 2010
All rights reserved. This document may be reproduced or translated in any form without prior written authorization by The Cannon Corporation.
9/26/2012 9:48:32 AM

University of Louisville - Student Recreation Center (Bid Package, Phase #4) Louisville, Ky

Omni ARCHITECTS
212 North Upper Street
Lexington, Kentucky 40507-1001
p 859.252.6664 f 859.253.2358
www.omniarchitects.com

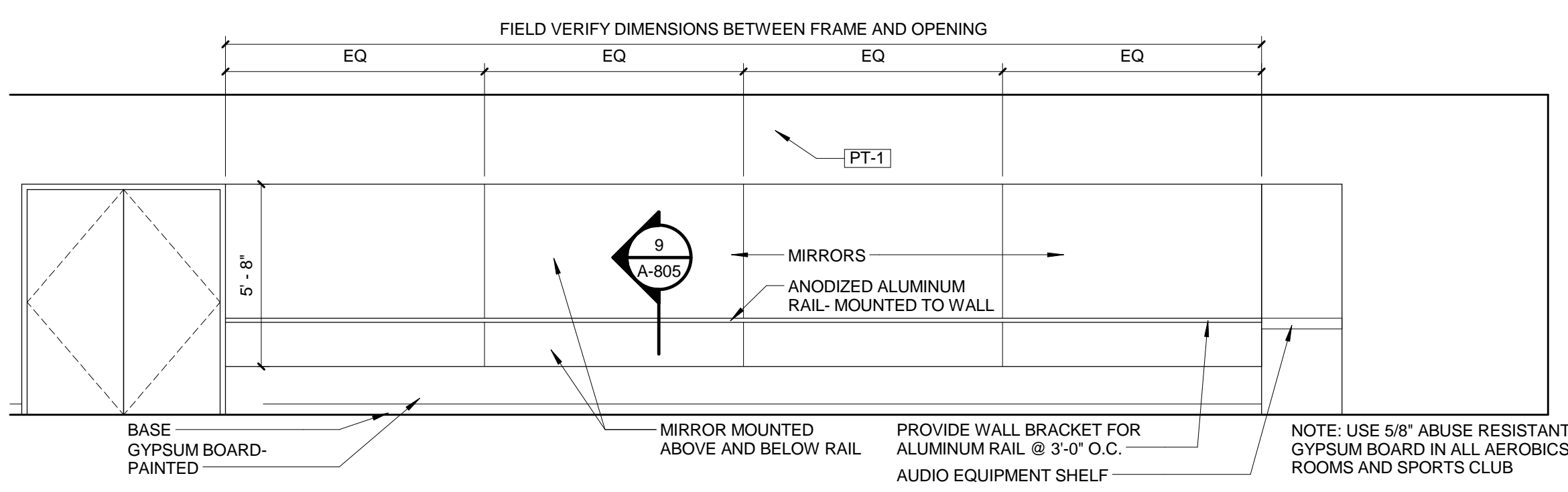


Drawing Name:	INTERIOR ELEVATIONS - GYMNASIUM LEVEL 01	#	Revision Date
U of L Project Number: <td>Omni - 1105.00 Cannon - 03667.00 <td>ADD. 3 <td>March 8, 2012</td> </td></td>	Omni - 1105.00 Cannon - 03667.00 <td>ADD. 3 <td>March 8, 2012</td> </td>	ADD. 3 <td>March 8, 2012</td>	March 8, 2012
Project Number: <td>Omni - 1105.00 Cannon - 03667.00 <td></td> <td></td> </td>	Omni - 1105.00 Cannon - 03667.00 <td></td> <td></td>		
Date: <td>JANUARY 2012 <td></td> <td></td> </td>	JANUARY 2012 <td></td> <td></td>		
Drawn By: <td>KTY <td>Checked By: <td>DLA</td> </td></td>	KTY <td>Checked By: <td>DLA</td> </td>	Checked By: <td>DLA</td>	DLA

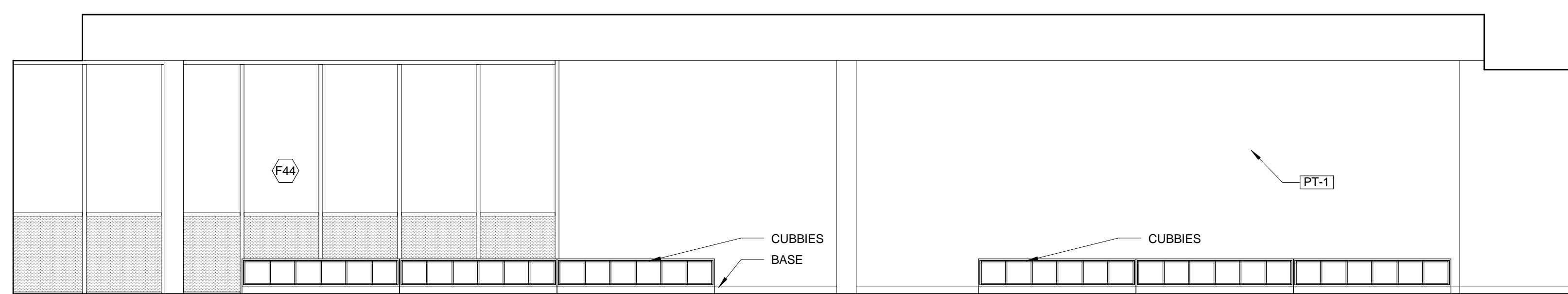
A-605

- GENERAL NOTES**
- REFER TO GENERAL NOTES ON SHEET A-001.
 - DIMENSIONS ARE TO EDGE OF WALL OR CENTERLINE OF PANEL JOINT UNLESS OTHERWISE NOTED.
 - PROVIDE CAGE/PROTECTION FOR ALL EQUIPMENT & DEVICES IN NAAC GYM. ALL FURNITURE SHOWN IS NIC.
 - PROVIDE CONTROL JOINTS IN GYPSUM BOARD WALLS AT 30'-0" MAX. CONTROL JOINTS ARE SHOWN IN INTERIOR ELEVATIONS ONLY WHEN THEY AFFECT AESTHETICS.
 - REFER TO MECHANICAL AND ELECTRICAL SHEETS FOR DUCTS, LOUVERS AND PENETRATIONS IN WALLS. PROVIDE ESCUTCHEONS WHERE MEP ITEMS PENETRATE WALL SURFACES.
- W.P. FINISH TAG**
REF: SHEET A1200 FOR FINISH LEGEND

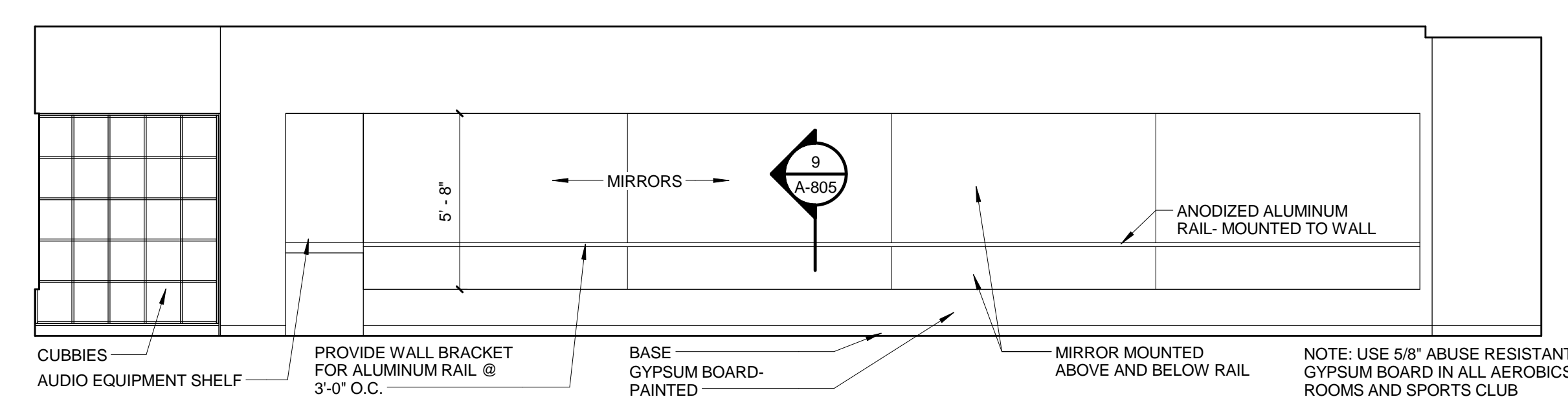
PNT-1 WALL FINISH (RECTANGLE)
RES-1 BASE FINISH (MOON SHAPE)



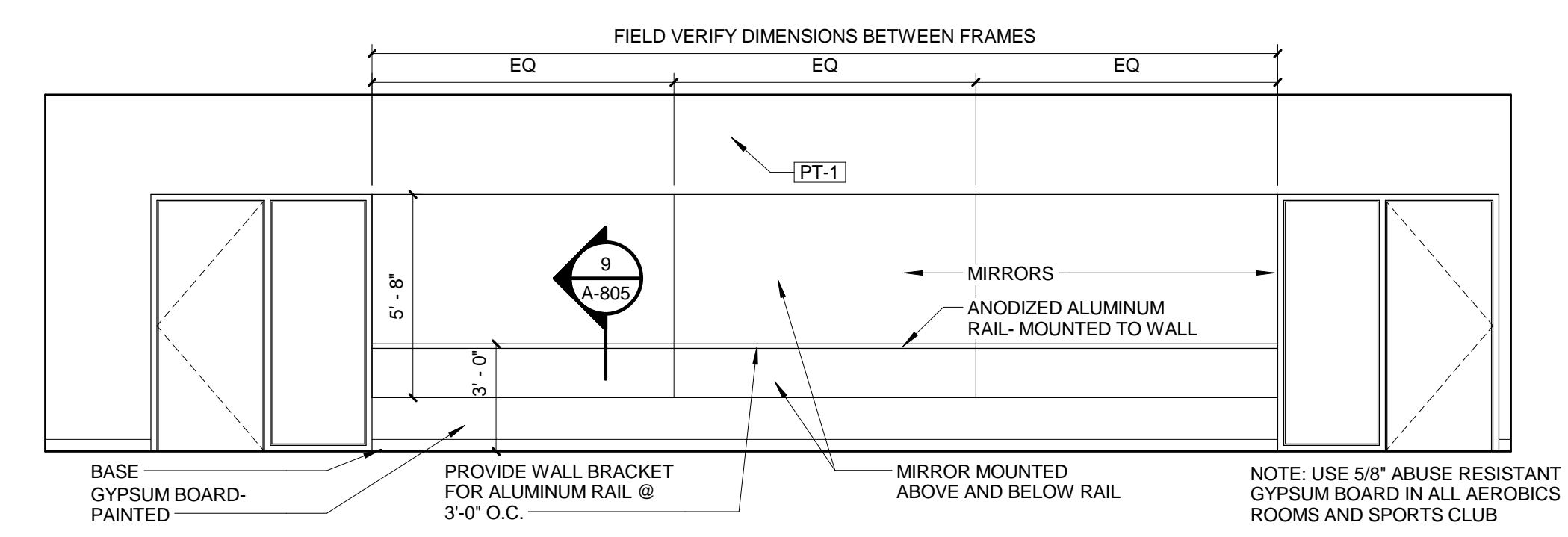
2 INTERIOR ELEVATION - AEROBICS 200 (S)
1/4" = 1'-0"



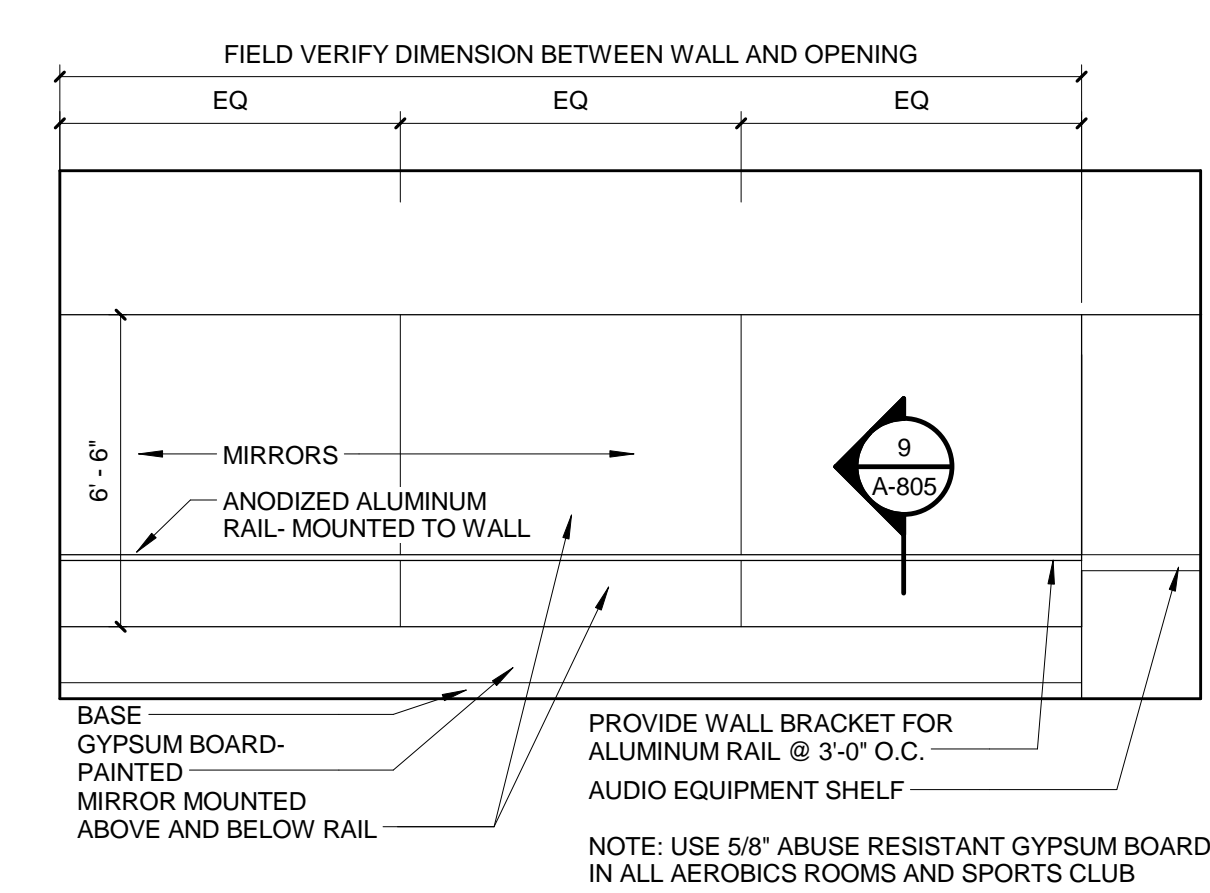
1 INTERIOR ELEVATION - AEROBICS 200 (N)
1/4" = 1'-0"



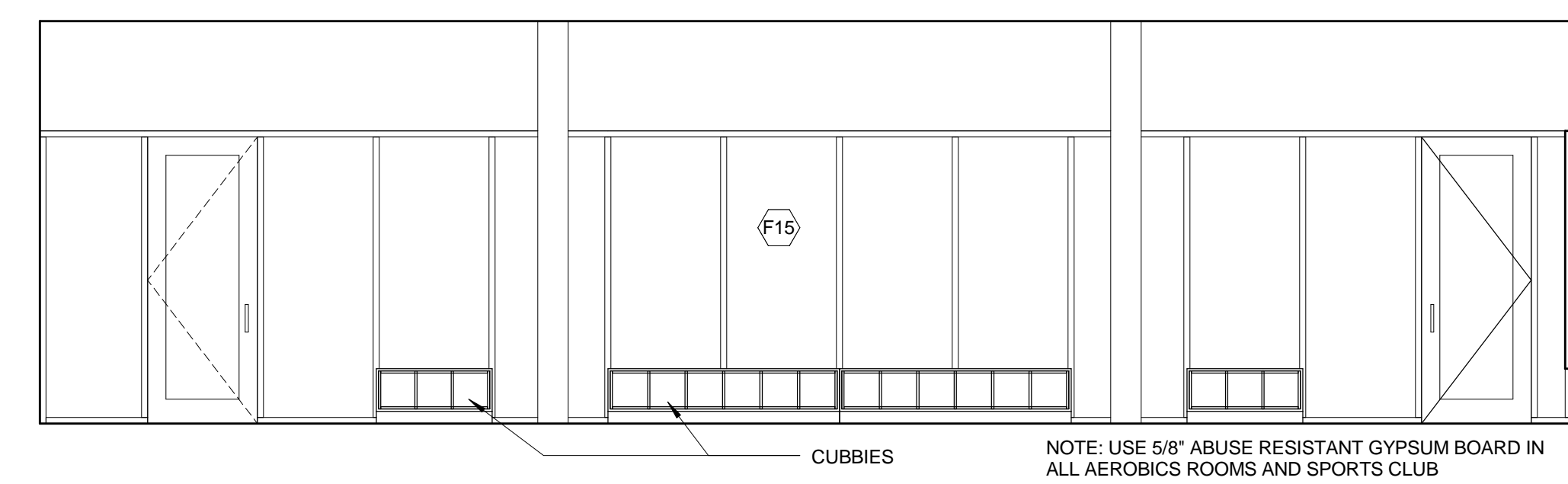
4 INTERIOR ELEVATION - AEROBICS 201 (E)
1/4" = 1'-0"



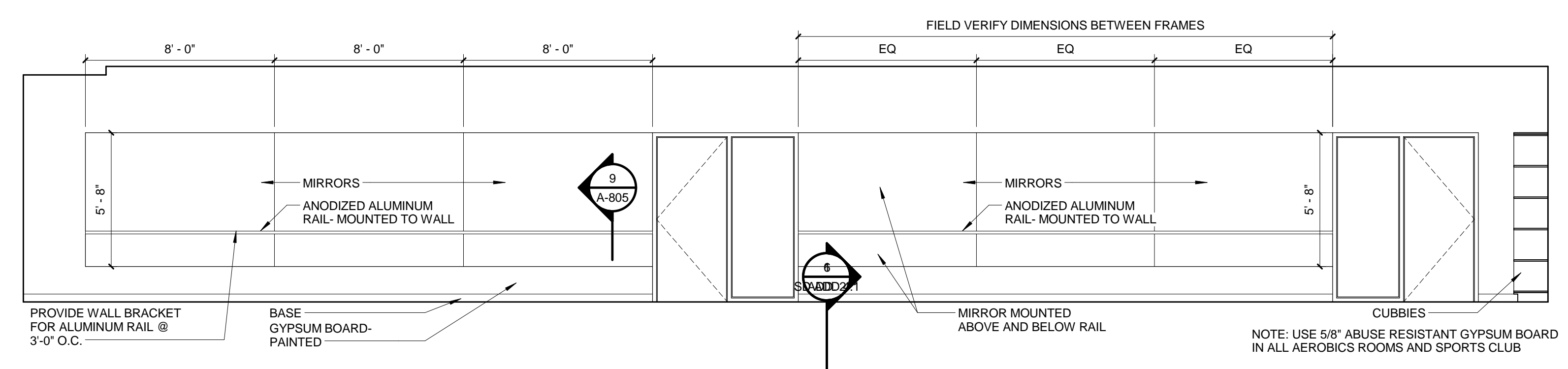
3 INTERIOR ELEVATION - AEROBICS 200 (W)
1/4" = 1'-0"



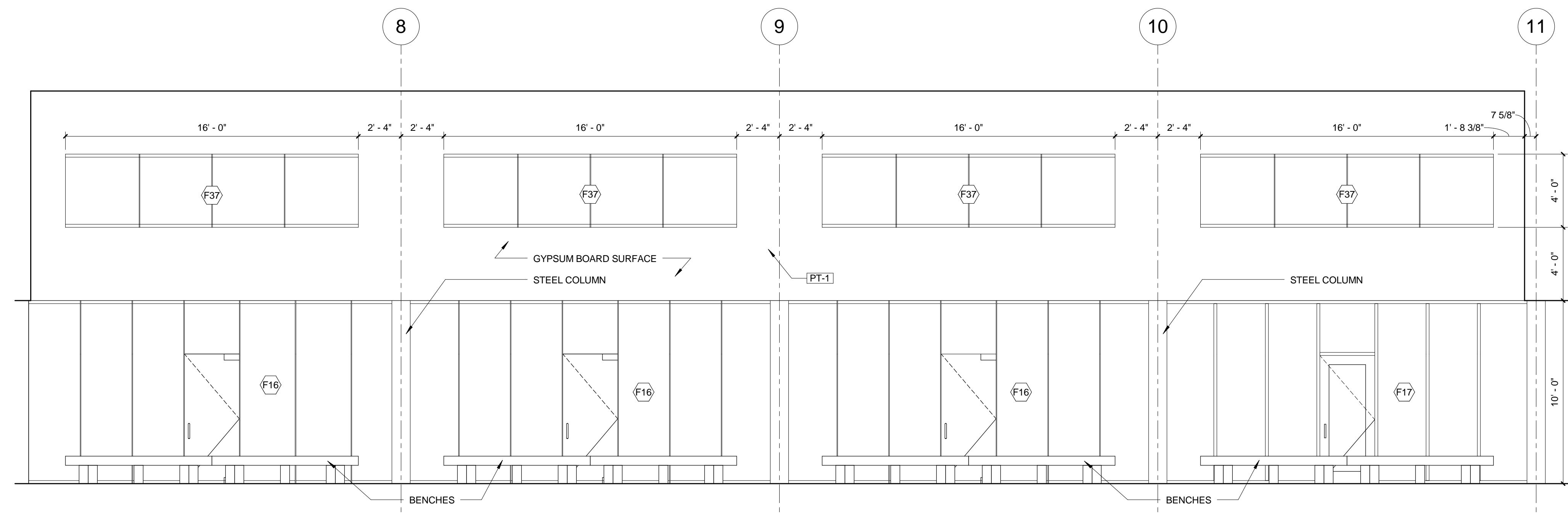
7 INTERIOR ELEVATION - AEROBICS 204 (E)
1/4" = 1'-0"



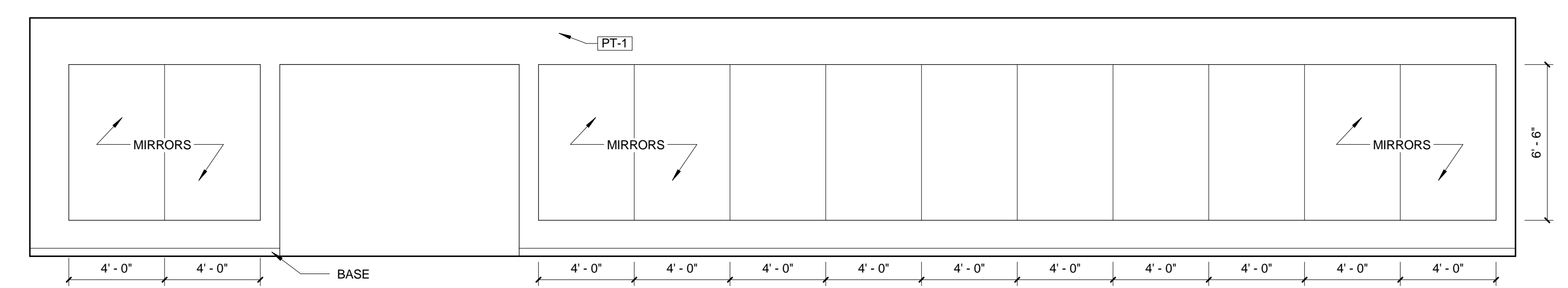
6 INTERIOR ELEVATION - AEROBICS 204 (N)
1/4" = 1'-0"



5 INTERIOR ELEVATION - AEROBICS 201 (W)
1/4" = 1'-0"



8 INTERIOR ELEVATION - RACQUETBALL VIEWING WALL
1/4" = 1'-0"




9 INTERIOR ELEVATION - FITNESS 2ND FL. (E)
1/4" = 1'-0"

212 North Upper Street
Lexington, Kentucky 40507-1001
p 859.252.6664 f 859.253.2358
www.omniarchitects.com

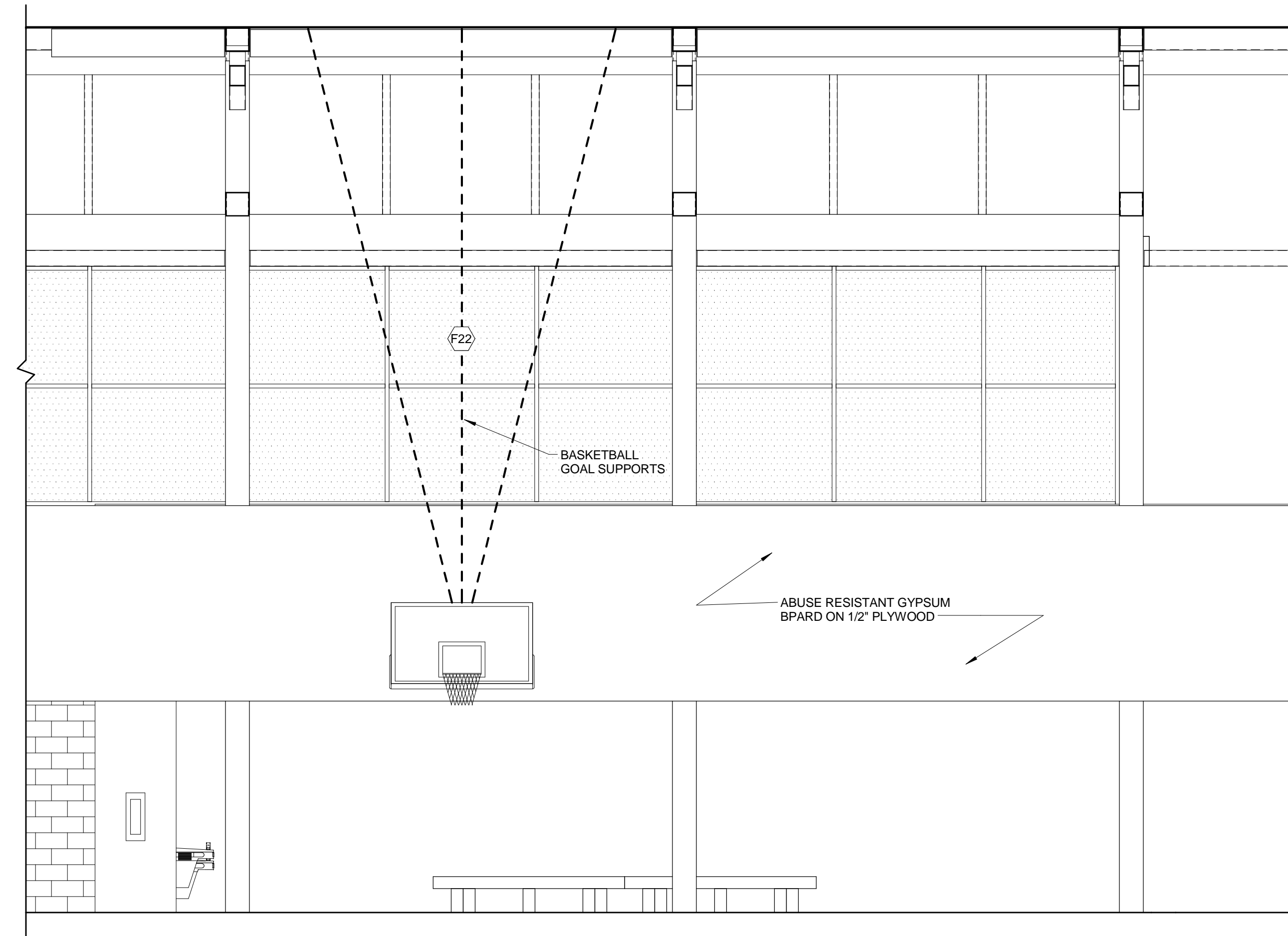
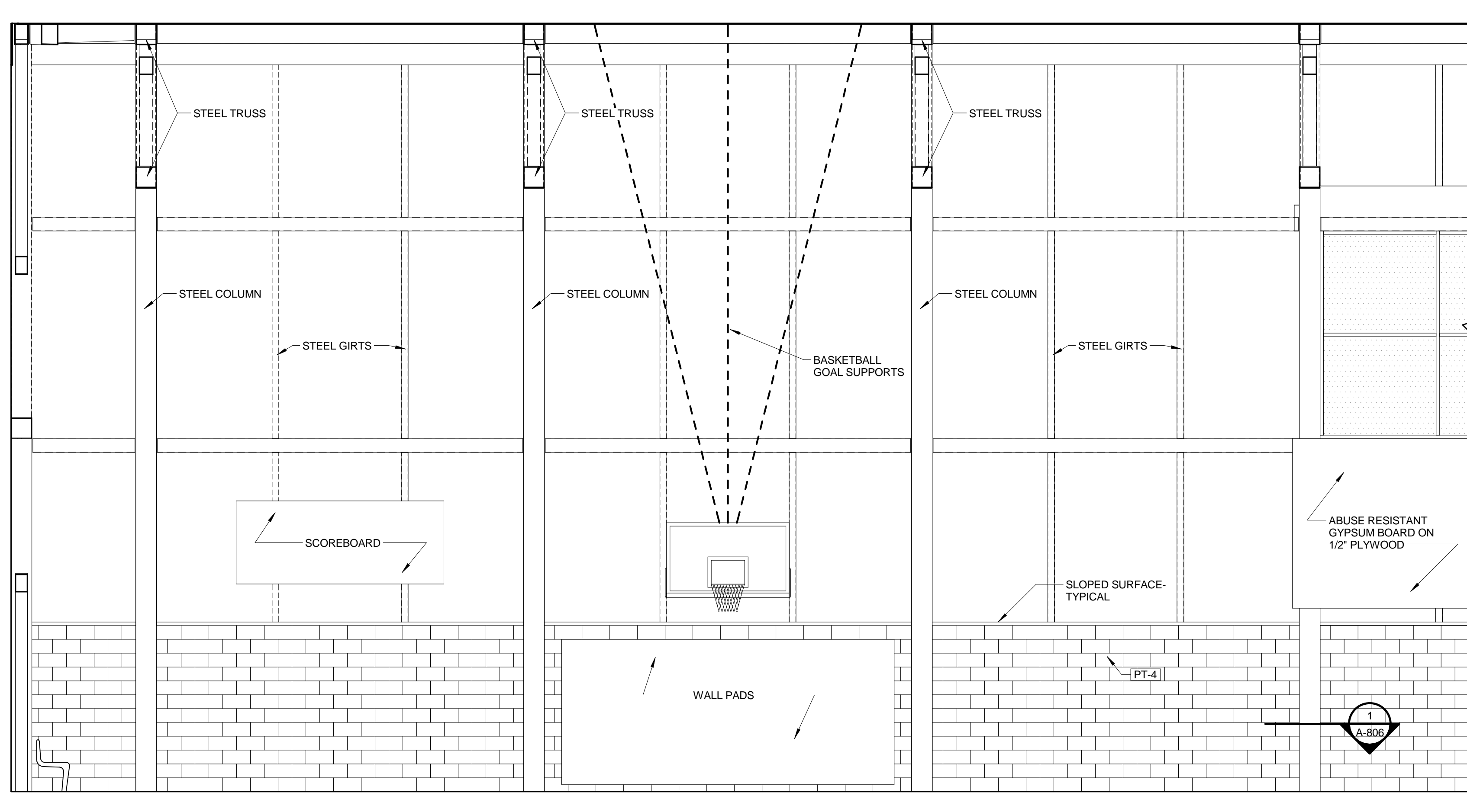


CANNONDESIGN

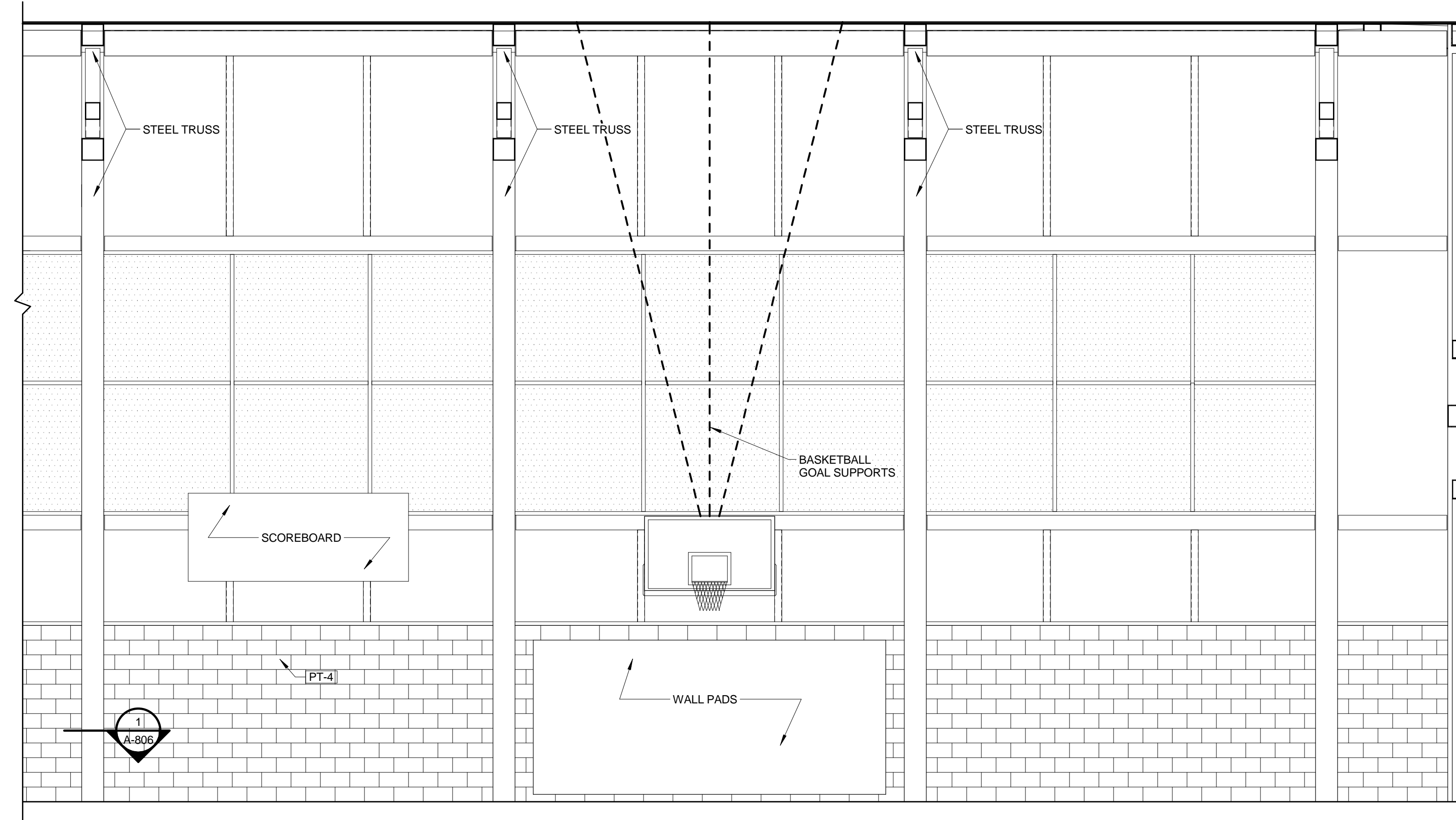
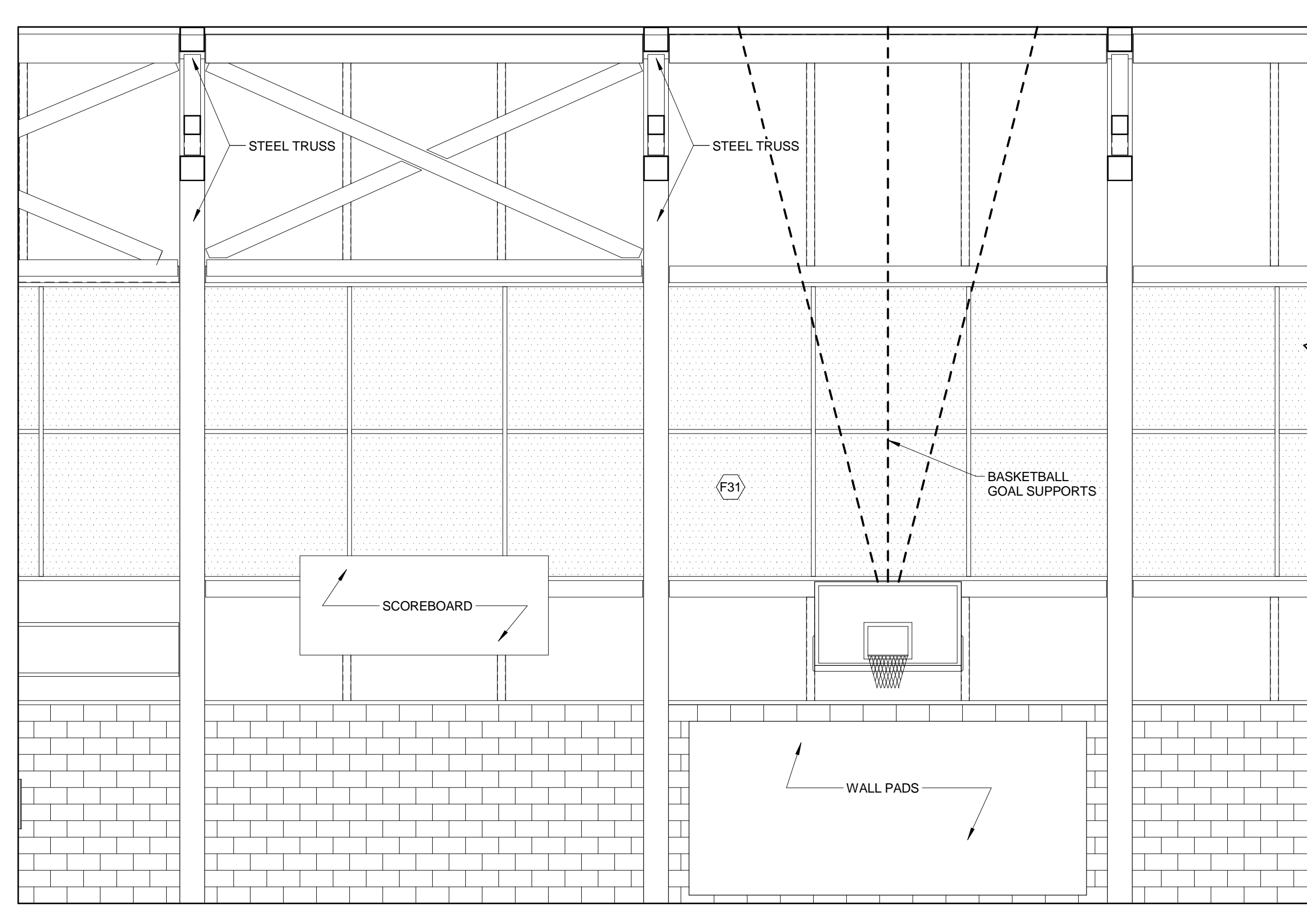


Drawing Name:	INTERIOR ELEVATIONS - MEZZANINE LEVEL	Revision #	Revision Date
U of L Project Number:	Omni - 1105.00 Cannon - 03667.00		
Project Number:			
Date:	JANUARY 2012		
Drawn By:	KTY	Checked By:	DLA

© Cannon Design 2010. This document may be reproduced or translated in any form without prior written authorization by The Cannon Corporation. 9/26/2012 9:48:37 AM



1 INTERIOR ELEVATION - GYM 3RD FL (E)
1/4" = 1'-0"



2 INTERIOR ELEVATION - GYM 3RD FL (W)
1/4" = 1'-0"

- GENERAL NOTES**
- REFER TO GENERAL NOTES ON SHEET A-001.
 - DIMENSIONS ARE TO EDGE OF WALL OR CENTERLINE OF PANEL JOINT UNLESS OTHERWISE NOTED.
 - PROVIDE CAGE/PROTECTION FOR ALL EQUIPMENT & DEVICES IN GYM.
 - ALL FURNITURE SHOWN IS NIC.
 - PROVIDE CONTROL JOINTS IN GYPSUM BOARD WALLS AT 30' MAX. CONTROL JOINTS ARE SHOWN IN INTERIOR ELEVATIONS ONLY WHEN THEY AFFECT AESTHETICS.
 - REFER TO MECHANICAL AND ELECTRICAL SHEETS FOR DUCTS, LOUVERS AND PENETRATIONS IN WALLS. PROVIDE ESCUTCHEONS WHERE MEP ITEMS PENETRATE WALL SURFACES.

TYP. FINISH TAG
REF: SHEET A1200 FOR FINISH LEGEND

PNT-1 WALL FINISH (RECTANGLE)
RES-1 BASE FINISH (MOON SHAPE)

University of Louisville - Student Recreation Center (Bid Package, Phase #4) Louisville, Ky

212 North Upper Street
Lexington, Kentucky 40507-1001
p 859.252.6664 f 859.253.2358
www.omniarchitects.com



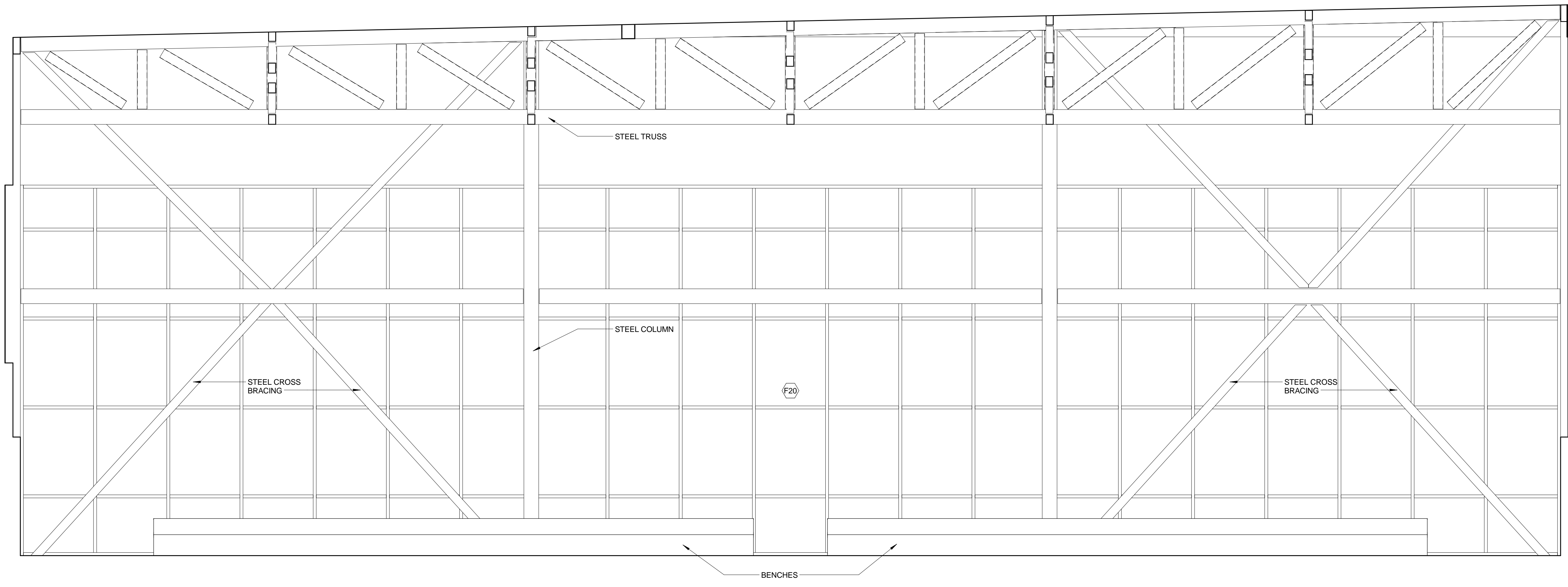
CANNONDESIGN



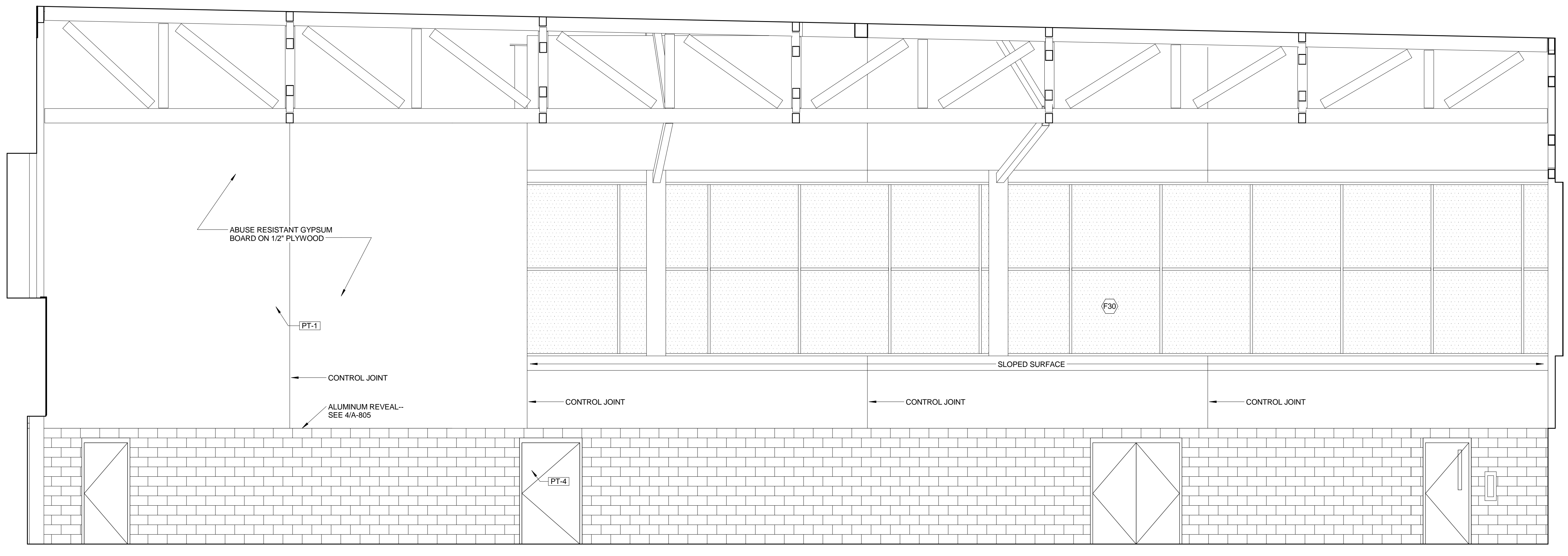
Drawing Name:	INTERIOR ELEVATIONS - GYMNASIUM LEVEL 02	#	Revision Date
U of L Project Number:	Omni - 1105.00 Cannon - 03667.00	ADD. 3	March 8, 2012
Project Number:	Omni - 1105.00 Cannon - 03667.00		
Date:	JANUARY 2012		
Drawn By:	KTY	Checked By:	DLA

A-607

© Cannon Design 2010. All rights reserved. This document may be reproduced or translated in any form without prior written authorization by The Cannon Corporation.
9/26/2012 9:48:52 AM



1 INTERIOR ELEVATION - GYM 3RD FL (N)
1/4" = 1'-0"



2 INTERIOR ELEVATION - GYM 3RD FL (S)
1/4" = 1'-0"

- GENERAL NOTES**
- REFER TO GENERAL NOTES ON SHEET A-001.
 - DIMENSIONS ARE TO EDGE OF WALL OR CENTERLINE OF PANEL JOINT UNLESS OTHERWISE NOTED.
 - PROVIDE CAGE/PROTECTION FOR ALL EQUIPMENT & DEVICES IN NAC SYM.
 - ALL FURNITURE SHOWN IS NIC.
 - PROVIDE CONTROL JOINTS IN GYPSUM BOARD WALLS AT 30'-0" MAX. CONTROL JOINTS ARE SHOWN IN INTERIOR ELEVATIONS ONLY WHEN THEY AFFECT AESTHETICS.
 - REFER TO MECHANICAL AND ELECTRICAL SHEETS FOR DUCTS, LOUVERS AND PENETRATION IN WALLS. PROVIDE ESCUTCHEONS WHERE MEP ITEMS PENETRATE WALL SURFACES.

TYP. FINISH TAG
REF: SHEET A1200 FOR FINISH LEGEND


- PNT-1 WALL FINISH (RECTANGLE)
- RES-1 BASE FINISH (MOON SHAPE)

© Cannon Design 2010
 All rights reserved. No part of this document may be reproduced or transmitted in any form or by any means, electronic or mechanical, including photocopying, recording, or by any information storage and retrieval system, without prior written authorization by The Cannon Corporation.
 9/26/2012 9:48:56 AM

University of Louisville - Student Recreation Center (Bid Package, Phase #4) **Louisville, Ky**

Omni ARCHITECTS
 212 North Upper Street
 Lexington, Kentucky 40507-1001
 p 859.252.6664 f 859.253.2358
 www.omniarchitects.com

CANNONDESIGN



Drawing Name:	INTERIOR ELEVATIONS - GYMNASIUM LEVEL 02	#	Revision Date
U of L Project Number: <td>Omni - 1105.00 Cannon - 03667.00 <td>ADD. 3 <td>March 8, 2012 </td></td></td>	Omni - 1105.00 Cannon - 03667.00 <td>ADD. 3 <td>March 8, 2012 </td></td>	ADD. 3 <td>March 8, 2012 </td>	March 8, 2012
Project Number: <td>JANUARY 2012 <td></td> <td></td> </td>	JANUARY 2012 <td></td> <td></td>		
Date: <td></td> <td></td> <td></td>			
Drawn By: <td>KTV <td>Checked By: <td>DLA</td> </td></td>	KTV <td>Checked By: <td>DLA</td> </td>	Checked By: <td>DLA</td>	DLA

A-608