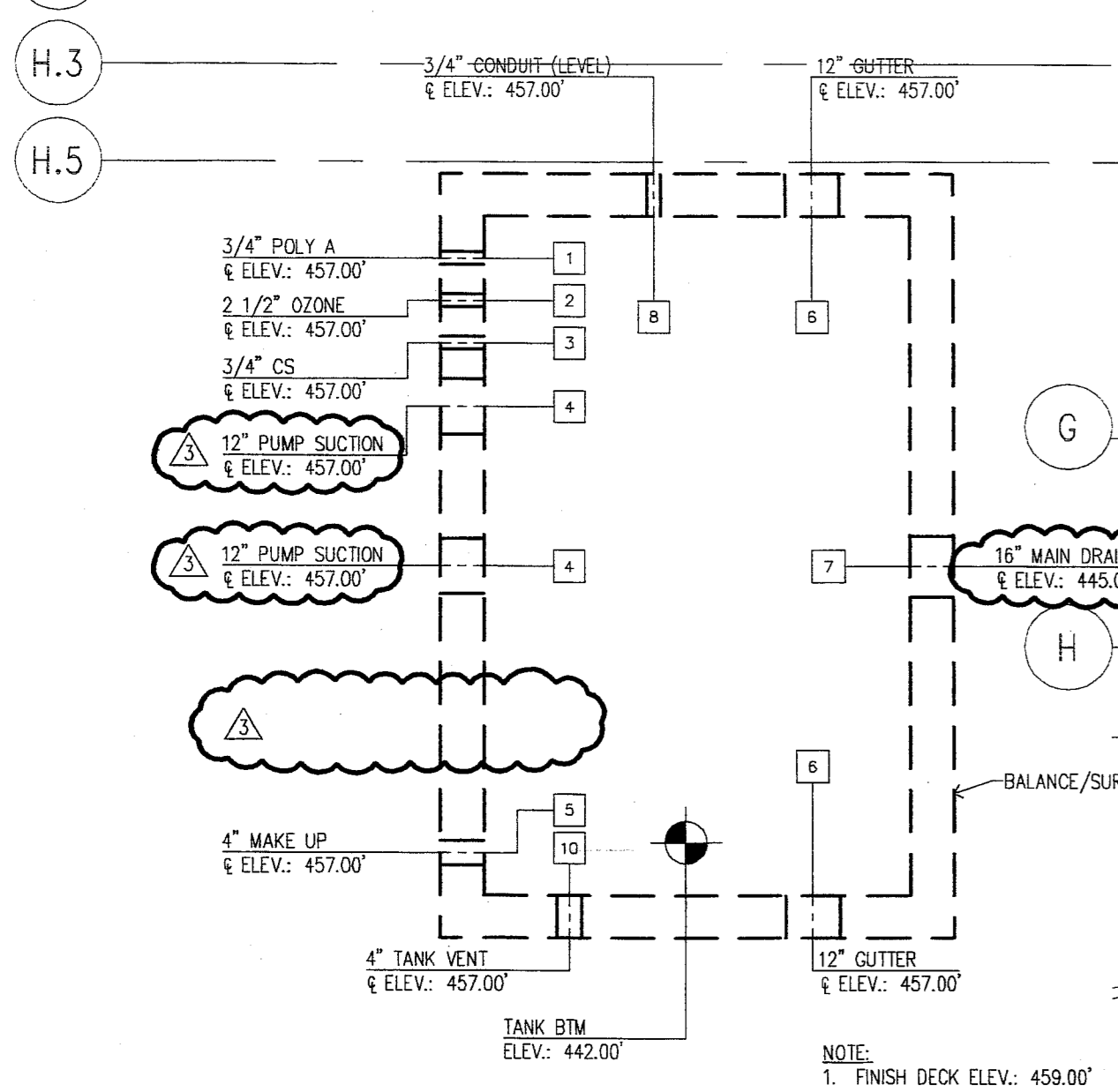
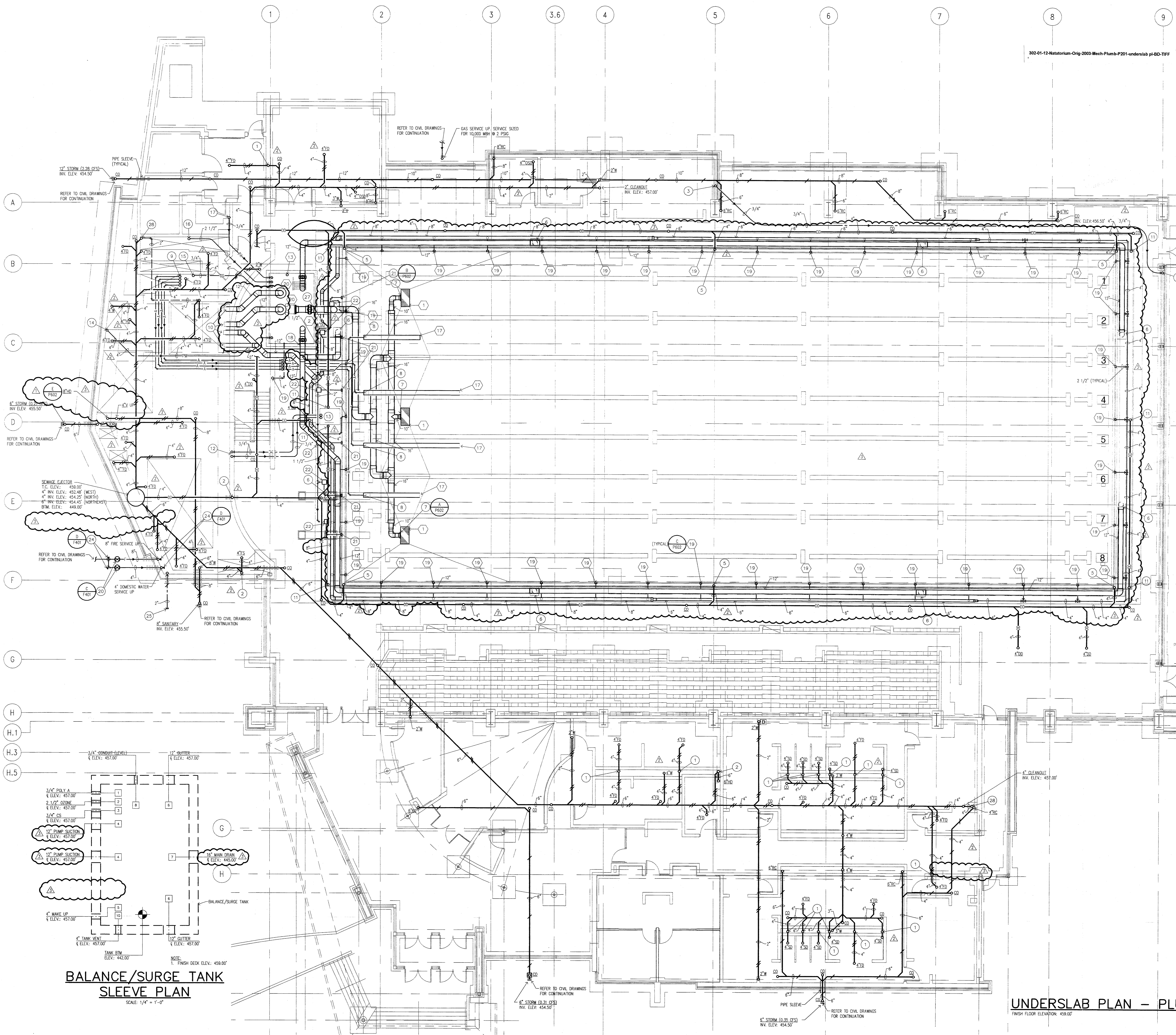


**GENERAL NOTES:**

1. [C] DESIGNATES POOL EQUIPMENT INDEX NUMBER. REFER TO POOL EQUIPMENT KEY INDEX FOR DESCRIPTION OF EQUIPMENT.
2. [S] DESIGNATES PIPE SLEEVE WITH LINK SEAL. REFER TO PIPE SLEEVE/LINK SEAL SCHEDULE FOR DESCRIPTION OF ITEM.
3. COORDINATE GUTTER CONNECTION WITH ALTERNATE GUTTER SYSTEM.
4. ALL ROOF CONDUCTORS SHALL BE TRAPPED BELOW FINISH FLOOR.


**PLAN NOTES:**

1. 2" VENT UP.
2. 3" VENT UP.
3. 3/4" COLD WATER FROM ABOVE.
4. 3/4" COLD WATER UP.
5. CONNECT 4" DECK DRAIN PIPING TO DECK DRAIN CONNECTION OR GUTTER.
6. CONNECT 1/2" GUTTER DRAIN PIPING TO GUTTER CONVERTER BOX.
7. CONNECT 1/2" MAIN DRAIN PIPING TO MAIN DRAIN.
8. CONNECT 2 1/2" COMPRESSED AIR PIPING TO SPARGER PLenum BOX.
9. (4) 2 1/2" COMPRESSED AIR PIPING FROM ABOVE.
10. REFER TO DRAWING P301 FOR CONTINUATION.
11. CONNECT 4" TO DECK DRAIN.
12. 3/4" HOT AND COLD WATER FROM ABOVE.
13. 3/4" HOT AND COLD WATER UP. PIPING ROUTED IN CONCRETE DRIVING PLATFORM COLUMN.
14. 4" POOL MAKE-UP WATER FROM ABOVE.
15. 3/4" CHEMICAL SAMPLER LINE FROM ABOVE.
16. 2 1/2" OZONE PIPING FROM ABOVE.
17. 3/4" POLY-A PIPING FROM ABOVE.
18. PIPE SLEEVE WITH LINK SEAL.
19. SURGE TANK VENT UP.
20. SHUTOFF VALVE IN ROADWAY BOX.
21. WATER AGITATOR FITTING.
22. AGITATOR VALVE BOX.
23. NOT USED.
24. THRUST BLOCK.
25. 2" NON-POTABLE WATER CARRIED FOR FUTURE CONNECTION TO LAWN IRRIGATION SYSTEM.
26. NOT USED.
27. 4" DECK DRAIN PIPING IN CONCRETE COLUMN. COORDINATE LOCATION/ROUTING WITH STRUCTURE/RESBAR.
28. 4" VENT UP.



**BALANCE/SURGE TANK  
SLEEVE PLAN**  
SCALE: 1/4" = 1'-0"

**UNDERSLAB PLAN - PLUMBING**  
FINISH FLOOR ELEVATION: 459.00  
SCALE: 1/8" = 1'-0"



CERTIFIED  
**CONSTRUCTION  
DOCUMENTS**

**CARDINAL PARK  
NATATORIUM**

**UNIVERSITY OF LOUISVILLE**

Project: 03006  
Drawn: TERRY GUNN  
Checked: GREG CHAMPION  
Scale: 1/8" = 1'-0"  
Issue Date: AUGUST 28, 2003  
Revision:  
ADDENDUM #2 10/06/03  
ADDENDUM #4 10/20/03  
ADDENDUM #6 11/26/03

**UNDERSLAB  
PLAN - PLUMBING**

**P201**