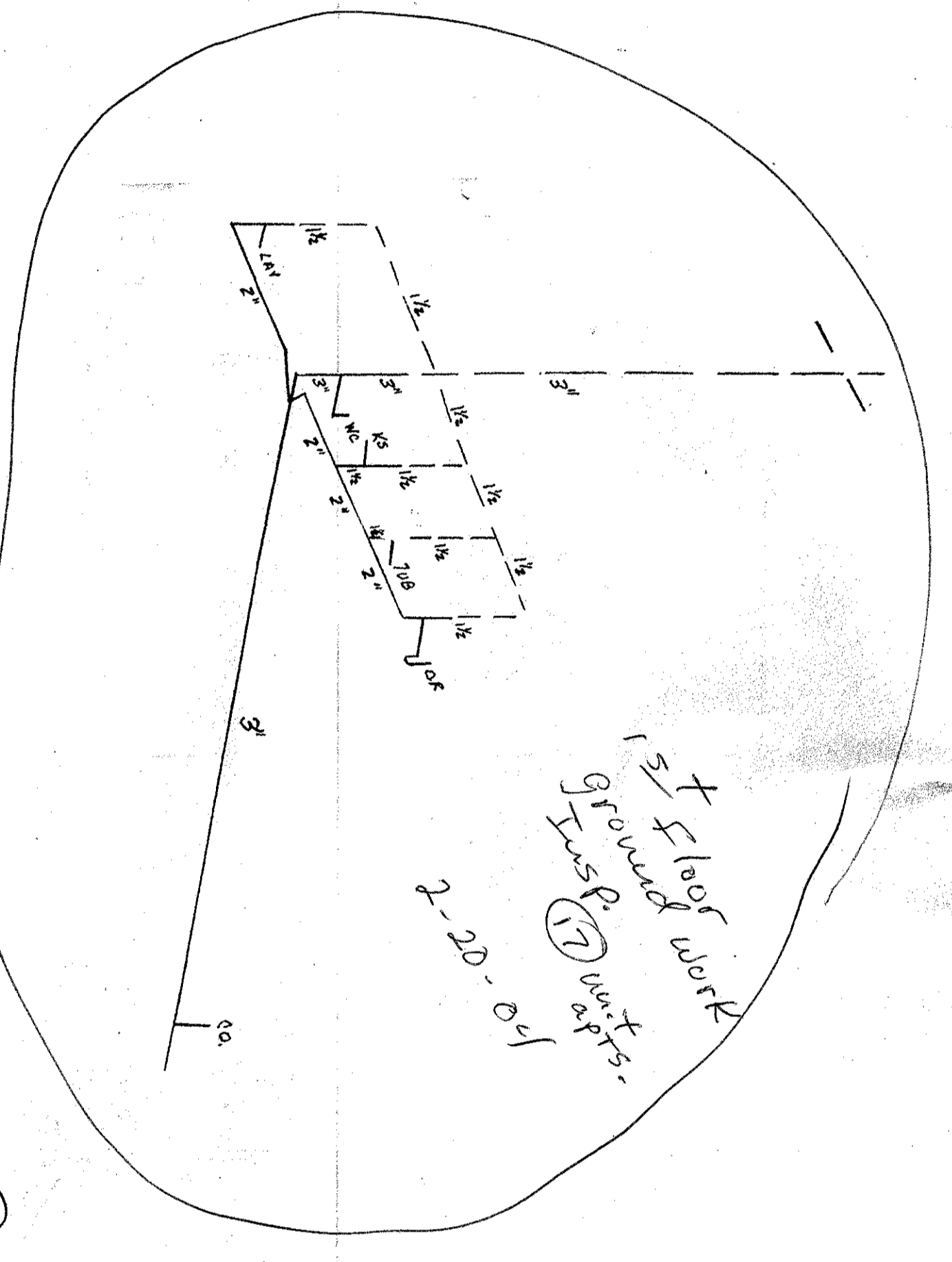
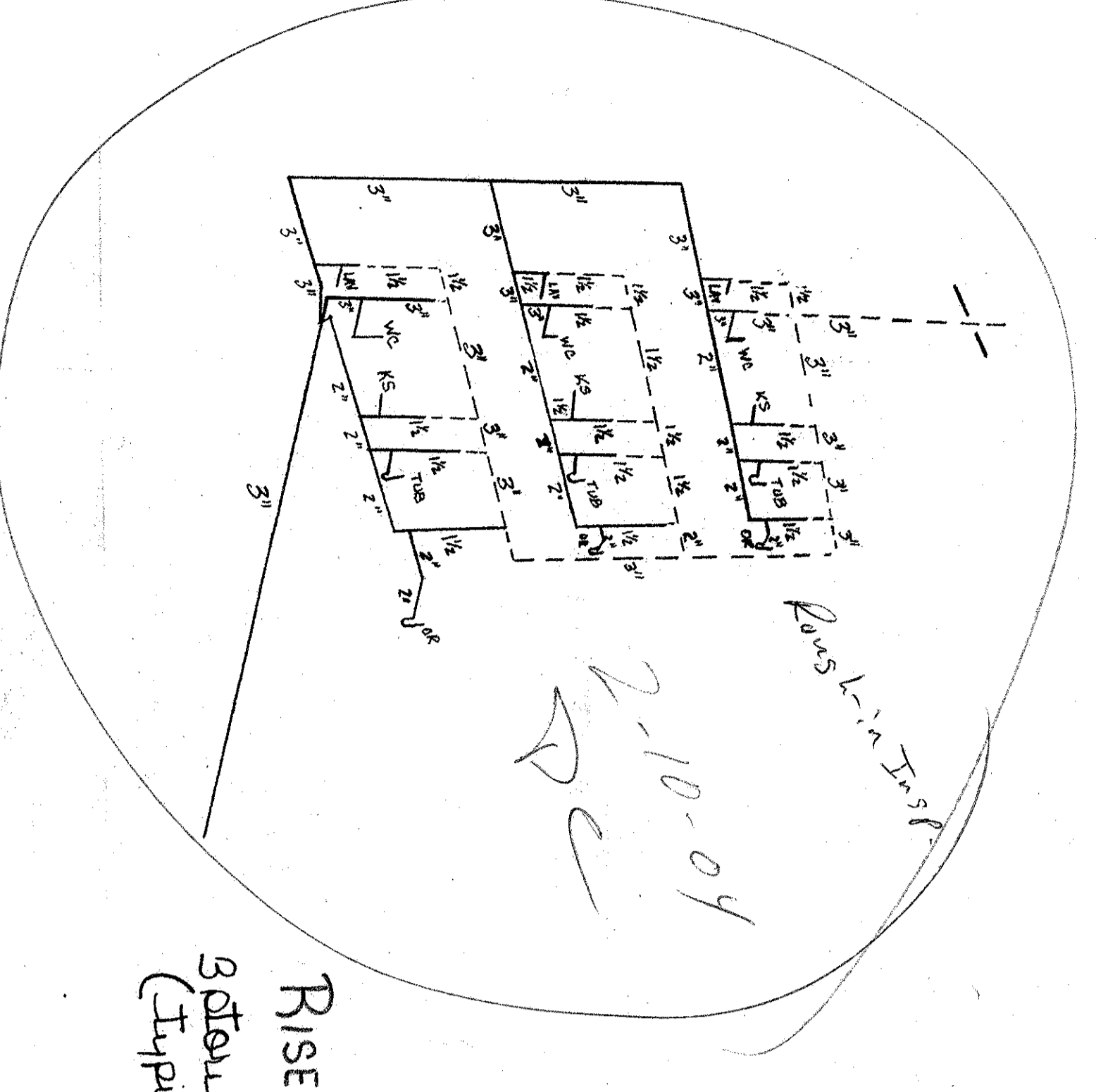


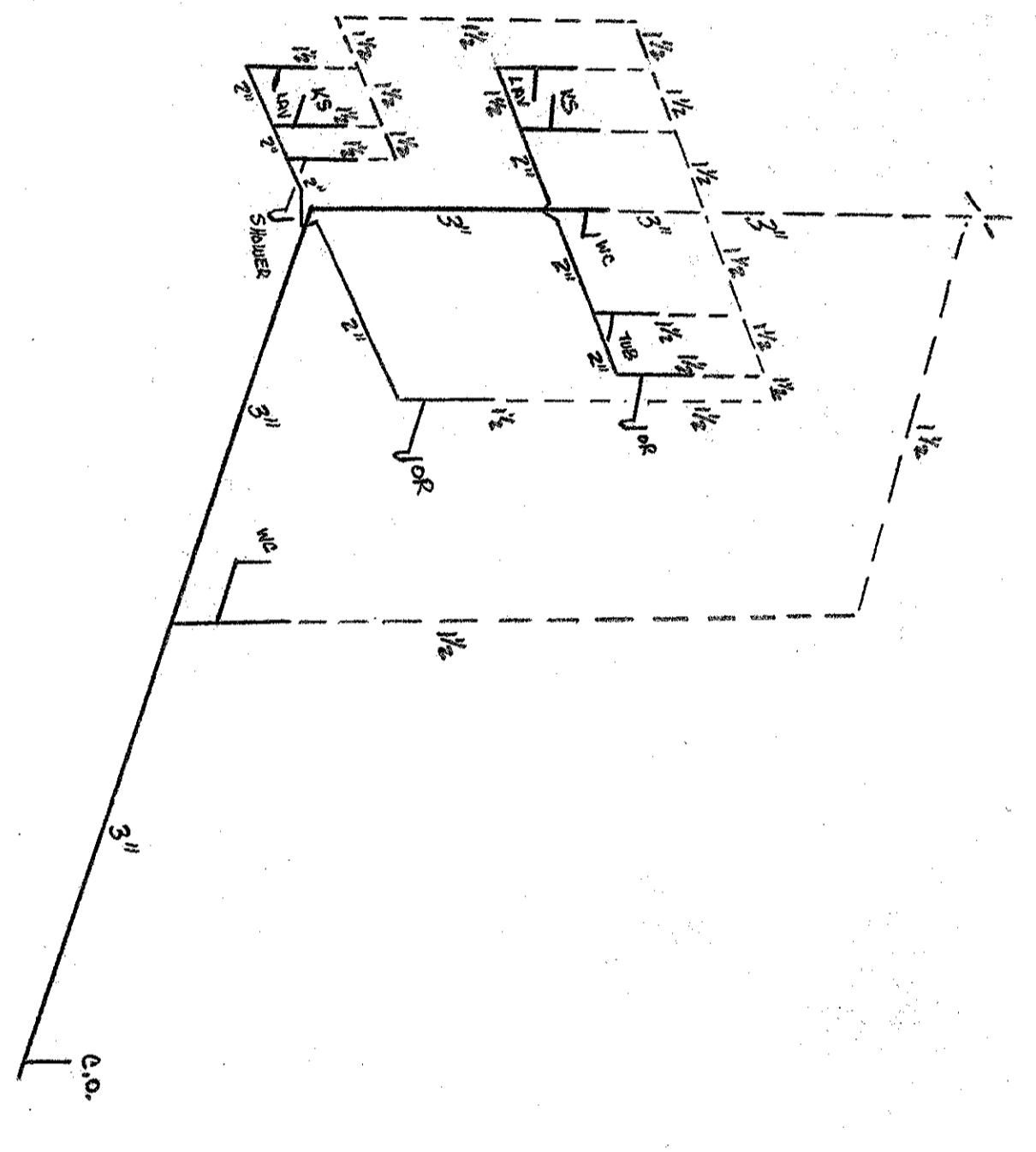
RISER (1)



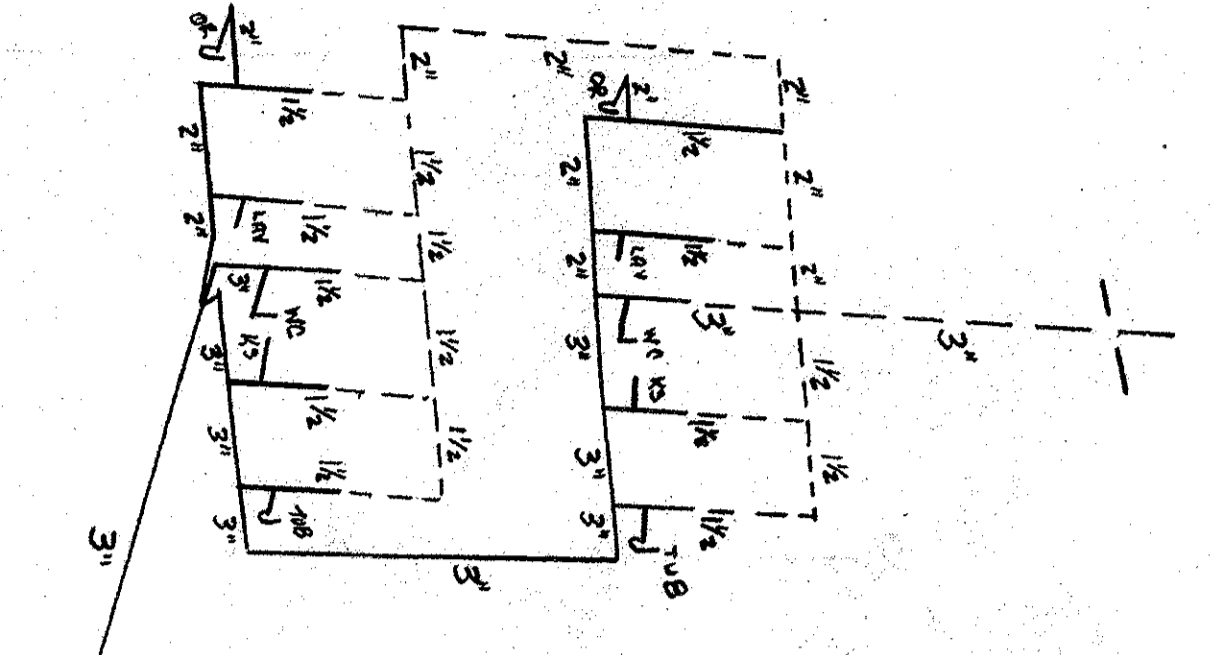
RISER (7)



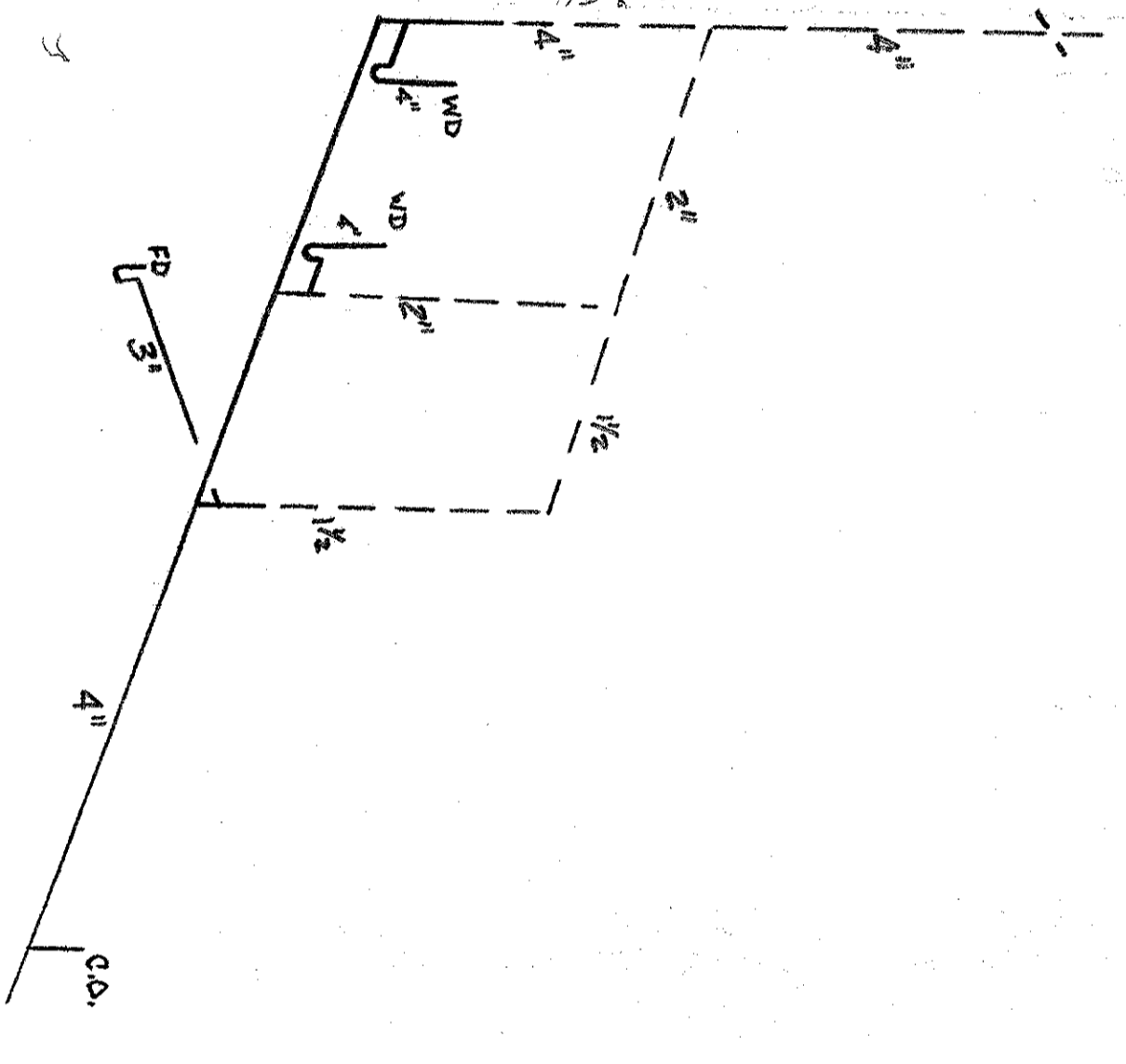
RISER (3)  
3' diau Diameter  
(Typical)



RISER (6)

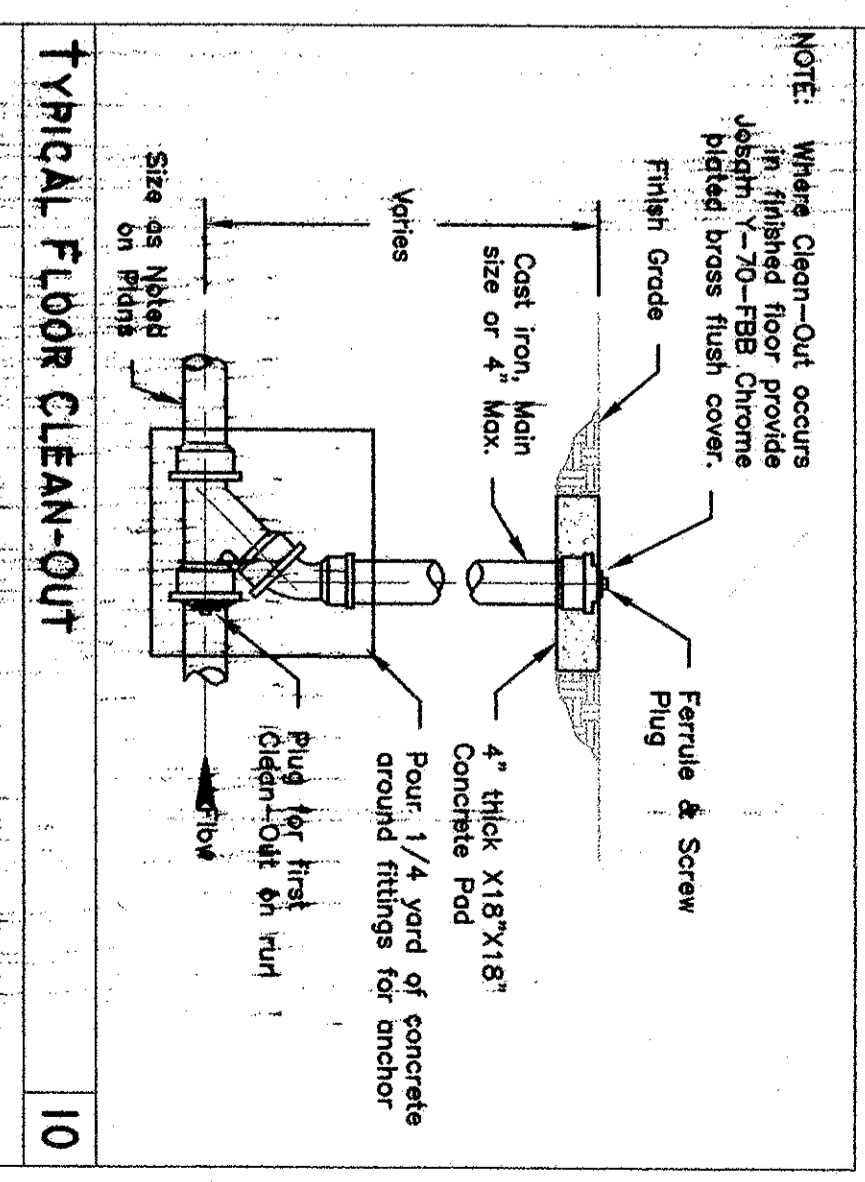


RISER (5)  
3' diau diau



RISER (8)

- A. Provide risers in soil and waste lines as shown, as required by the governing code as follows:
  1. At the bottom of each exposed riser pipe which is not integral with the fixture.
  2. At the end of each branch drainage line.
  3. At each change of horizontal direction greater than 45 degrees.
  4. At the foot of each soil stack.
  5. At the foot of each floor drain for not more than 30' for inside piping and 100' for outside piping.
- B. For risers, risers shall be extra heavy diameter pipe with conventional hexagon plug trapped cleanouts shall be:
  1. 1 1/2" Smith 4472
  2. 2" Smith 4480
  3. 3" Smith 4466-4
  4. 4" Male W-4670-R-75
- C. For risers connected to Press, Clean or Stack, Cleanout shall have cast iron female hexagon plug, trapped for outside cleanouts. Cleanouts shall be:
  1. 1 1/2" Smith 4472
  2. 2" Smith 4480
  3. 3" Smith 4466-4
  4. 4" Male W-4670-R-75
- D. For Cleanout Flange, Cleanout shall have cast iron body, adjustable metal gaskets, nickel bronze cover and ring, securing screw, and cast-in-place plug. Cleanout shall be:
  1. 1 1/2" Smith 4472
  2. 2" Smith 4480
  3. 3" Smith 4466-4
  4. 4" Male W-4670-R-75
- E. For this riser, Cleanout shall have cast iron body, adjustable metal gaskets, nickel bronze cover and ring, securing screw, and cast-in-place plug. Cleanout shall be:
  1. 1 1/2" Smith 4472
  2. 2" Smith 4480
  3. 3" Smith 4466-4
  4. 4" Male W-4670-R-75
- F. For Cleanout Flange, Cleanout shall have cast iron body, adjustable metal gaskets, nickel bronze cover and ring, securing screw, and cast-in-place plug. Cleanout shall be:
  1. 1 1/2" Smith 4472
  2. 2" Smith 4480
  3. 3" Smith 4466-4
  4. 4" Male W-4670-R-75
- G. For Cleanout in Utility, Cleanout shall have cast iron female and standard male hexagon plug. Cleanout shall be for 1 1/2" to 3" 30' deep postpaid outdoor pad set flush with grade.
  1. 1 1/2" Smith 4472
  2. 2" Smith 4480
  3. 3" Smith 4466-4
  4. 4" Male W-4670-R-75



- A. Risers for venting, venting and stacks shall be installed parallel to wall and as close to wall as possible.
- B. Lateral Piping - 1 1/2" dia.
- C. Stack Piping - 1 1/2" dia.

NOTE: Where Clean-Out occurs in finished floor provide 1/2" x 70" F88 Brass Potted, Brass Plug cover. Finish Grade. Female & Screw. 4" thick 1/2" x 1/8" concrete Pour 1/4" port of concrete around fittings for anchor. Plug for First Clean-Out on floor.

Mark	Trade	Qty	Unit	Notes	Manufacturer and Model Number
WC-1	Water Closet	2	EA	Standard	American Standard 2552 1/2" x 10 1/2" x 11 1/2" x 11 1/2"
WC-2	Water Closet	2	EA	ADA Title	American Standard 2552 1/2" x 10 1/2" x 11 1/2" x 11 1/2"
L-1	Lavatory	2	EA	Standard	Kohler Triumf Model 12-2877 18" x 24" x 24"
L-2	Lavatory	2	EA	ADA	Kohler Triumf Model 12-2877 18" x 24" x 24"
T-1	Tub	2	EA	Standard	American Standard 2552 1/2" x 10 1/2" x 11 1/2" x 11 1/2"
T-2	Tub	2	EA	ADA	American Standard 2552 1/2" x 10 1/2" x 11 1/2" x 11 1/2"
S-1	Shower Pan	2	EA	ADA	American Standard 2552 1/2" x 10 1/2" x 11 1/2" x 11 1/2"
S-2	Shower Pan	2	EA	ADA	American Standard 2552 1/2" x 10 1/2" x 11 1/2" x 11 1/2"
WC-3	Water Closet	2	EA	ADA	American Standard 2552 1/2" x 10 1/2" x 11 1/2" x 11 1/2"
WC-4	Water Closet	2	EA	ADA	American Standard 2552 1/2" x 10 1/2" x 11 1/2" x 11 1/2"
WC-5	Water Closet	2	EA	ADA	American Standard 2552 1/2" x 10 1/2" x 11 1/2" x 11 1/2"

PROJECT: MCGOODWIN DEVELOPMENT LEXINGTON LOFTS 200 BOLIVAR STREET LEXINGTON, KENTUCKY

DRAWING: SANITARY SEWER ISD, SCH. & NOTES

DATE: 1/10/03


DESIGNED BY: M.L.K.

REVISIONS:

The McGoodwin Company  
Commercial Real Estate

HERRICK & ASSOCIATES  
Consulting Engineers  
859 271 0483 LEXINGTON KY  
DESIGN-ENGINEERING  
501 BROOKFARM COURT LEXINGTON, KY 40517  
D. DAVID PRESTON, P.E.

MICHAEL L. KNOLL  
ARCHITECT  
346 South Main Street Versailles, Kentucky 40383  
Phone: 859-873-1900  
Email: 3mknoll@tgn.net



P-6 SHEET NO.

AS-BUILT DRAWING